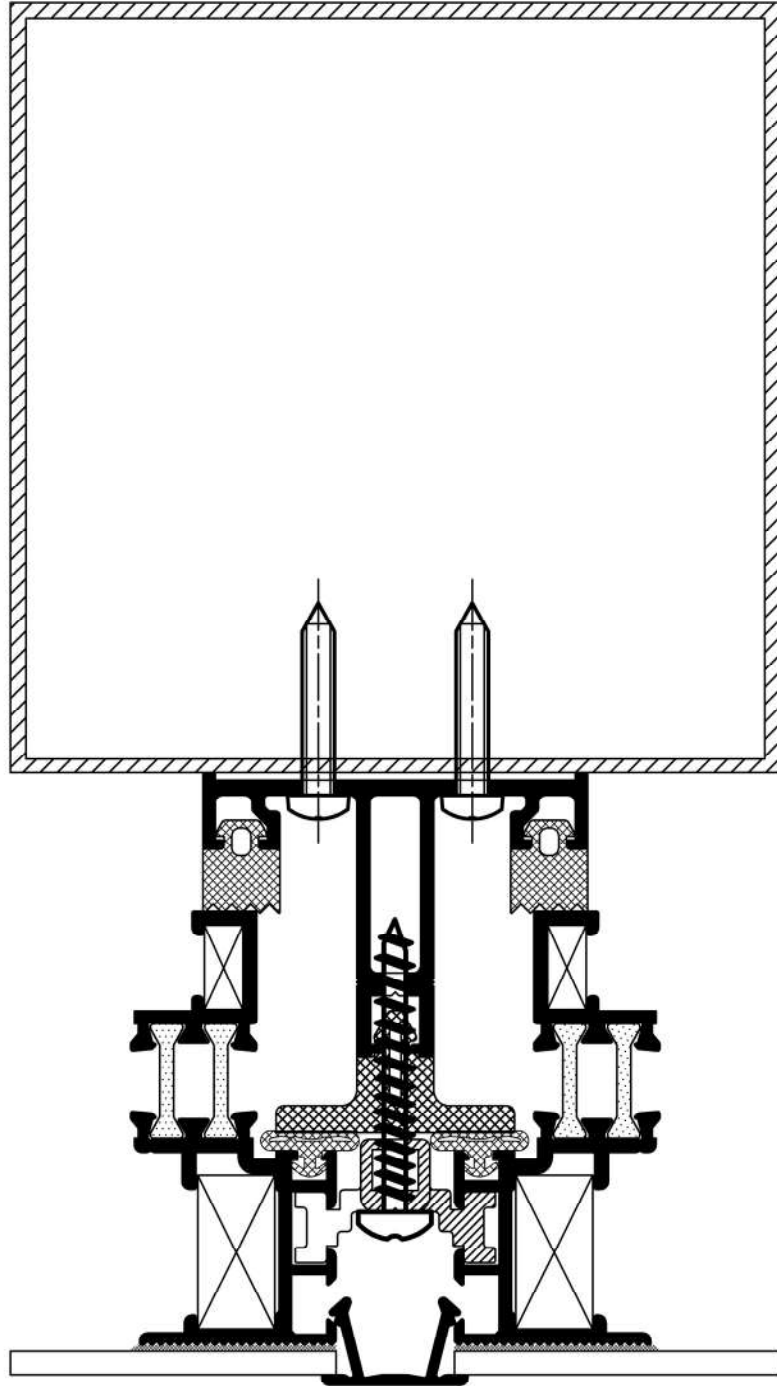


# SX FACADE



TÜM TEKNİK PARAMETRELER,  
KAPEDAM TARAFINDAN TS EN 13830 'A GÖRE TEST EDİLMİŞTİR.  
TÜM HESAP DEĞERLERİ TS EN 13830 KULLANILARAK YAPILMALIDIR.

KATALOGDA YER ALAN AĞIRLIK BİLGİLERİ TEORİK AĞIRLIKLARDIR. PROFİL AĞIRLIKLARININ BELİRLENMESİNDE ÇUHADAROĞLU KANTAR KAYITLARI ESAS ALINACAKTIR. TEORİK VE PRATİK AĞIRLIKLAR ARASINDA  $\pm\%5$  SAPMA GÖZLENEBİLMEKTEDİR.

BU KATALOGTAKİ ÜRÜNLER ÇUHADAROĞLU BÜNYESİNDE TASARLANMIŞ ÖZGÜN FİKİR ÜRÜNLERİ OLUP TÜRK PATENT ENSTİTÜSÜ TARAFINDAN TESCİL EDİLMİŞTİR.

ÜRÜNLERİMİZİN İZİNSİZ KULLANILMASI, ÜRETİLMESİ, ÇOĞALTILMASI, SATILMASI YASALARA AYKIRI DAVRANIŞ OLACAĞINDAN, BU GİBİ HAKSIZ EYLEMLERE KARŞI YASAL YAPTIRIMLAR UYGULANACAKTIR.

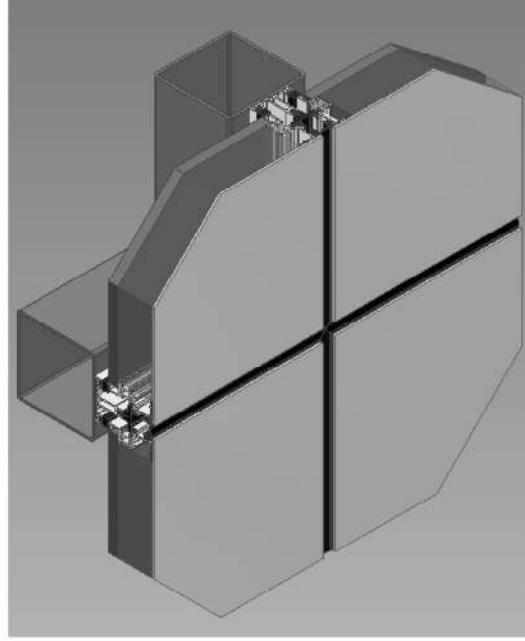
ÇUHADAROĞLU ALÜMİNYUM SİSTEMLERİ, SİSTEMİ OLUŞTURAN TÜM KOMPONENTLERİ İLE BİR BÜTÜNDÜR VE ÇUHADAROĞLU SİSTEM GARANTİSİ ALTINDADIR. ALÜMİNYUM SİSTEMLERİ OLUŞTURAN TAMAMLAYICI HER ÜRÜN, TEKNİK KATALOGLARDA VE /VEYA YAZILI ONAYLARDA BELİRTİLDİĞİ GİBİ EKSİKSİZ OLMALIDIR. .AKSİ TAKTİRDE SİSTEM GARANTİSİ GEÇERLİ OLMAYACAKTIR.

ÇUHADAROĞLU METAL SAN. VE PAZ. A.Ş.

**BASIM TARİHİ: NİSAN 2011**



## SX FACADE DIŞ CEPHE KAPLAMA



### Teknik Özellik

### Technical Property

### Performans ve Referanslar Performance and References

Hava Geçirgenliği

*Air Permeability*

Class 3 ( EN 12152 )

Su Geçirimsizlik

*Watertightness*

R5 ( EN 12154 )

Rüzgara karşı dayanım

*Resistance to wind load*

L/200 ( EN 13116 )

Isı Yalıtımı

*Thermal Insulation*

1 (ISO 10077-2)

Profil Isı Geçirim Katsayısı Grubu

*Frame material group*

Çerçevelerin Isı Geçirim Katsayısı Grubu

*Thermal Transmittance Coefficients of the Frame*

$U_f : 2,99 \text{ W/m}^2 \text{ K}$

Sistem Isı Geçirim Katsayısı Grubu

*Thermal Transmittance Coefficient of the system*

$U_w : 0,58 \text{ W/m}^2 \text{ K}$

Isı Bariyeri

*Thermal Break*

Takviyeli polyamid

*Reinforced polyamide*

15 mm (fixed detail)

Profil Derinliği

*Profile Depth*

56

*Frame profiles*

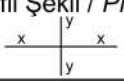



















26 mm (fixed detail)

Tüm teknik parametreler KAPEDAM/Türkiye test laboratuvarında test edilmiştir, Deney rapor no : RD1-109 , RDT2-374  
All technical parameters has been tested in KAPEDAM /Turkey testing laboratory, Testing report number:RD1-109 , RDT2-374

# SX FACADE

## Profil Listesi


## List of the Profiles

Sıra No / No	Profil Şekli / Profile 	Kodu / Code	Profil Adı / Name	Ağırlık (kg/m) Weight	Atalet Momentleri Moments of Inertia		Sayfa No Page
					J <sub>x</sub> (cm <sup>4</sup> )	J <sub>y</sub> (cm <sup>4</sup> )	
①		50 E 01	Griyaj (1,6 mm) 30mm Transom and Mullion Profile	1,164	11,05	11,04	4-1
②		50 E 02	Griyaj (1,6 mm) 50 mm Transom and Mullion Profile	1,338	25,60	13,70	4-1
③		50 E 03	Griyaj (1,6 mm) 80mm Transom and Mullion Profile	1,598	65,45	19,42	4-1
④		50 E 04	Griyaj (1,6 mm) 100mm Transom and Mullion Profile	1,772	106,1	23,17	4-1
⑤		50 E 05	Griyaj (2 mm) 150 mm Transom and Mullion Profile	3,123	403,97	41,92	4-1
⑥		50 E 06	Griyaj (3 mm) 150mm Transom and Mullion Profile	4,277	517,94	57,60	4-1
⑦		50 E 101	Griyaj (2 mm) 30 mm Transom and Mullion Profile	1,320	12,68	11,01	4-2
⑧		50 E 102	Griyaj (2 mm) 50mm Transom and Mullion Profile	1,537	29,61	15,62	4-2
⑨		50 E 103	Griyaj (2 mm) 80 mm Transom and Mullion Profile	1,863	76,07	22,54	4-2
⑩		50 E 104	Griyaj (2 mm) 100 mm Transom and Mullion Profile	2,080	123,57	27,16	4-2
⑪		50 E 105	Griyaj (2 mm) 120 mm Transom and Mullion Profile	2,297	186,23	31,76	4-2
⑫		50 E 07	Griyaj (2 mm) 140 mm Transom and Mullion Profile	2,514	265,70	36,37	4-2
⑬		50 E 106	Griyaj (2 mm) 170 mm Transom and Mullion Profile	3,340	539,16	46,53	4-3
⑭		50 E 107	Griyaj (2 mm) 190 mm Transom and Mullion Profile	3,619	723,41	51,55	4-3
⑮		SX 3213	Griyaj Profili Frame Profile	0,806	3,76	4,72	4-1
⑯		50 E 40	Köşe Dönüş Griyaj Profili Frame Profile	2,572	107,16	107,16	4-4
⑰		60 SX 10	Kaset Profili	0,810	7,35	1,31	4-4
⑱		50 E 95	Duvar Bitiş Profili	1,224	-	-	4-4
⑲		SX 3222	Derz Profili	0,146	-	-	4-4

# SX FACADE

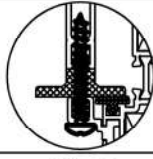
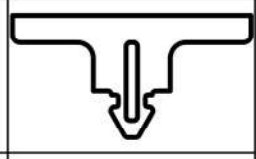




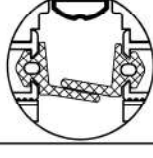



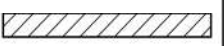

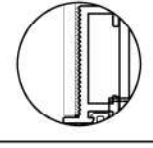







## Profil Listesi

## List of the Profiles

Profil Şekli / Profile 	Kodu / Code	Profil Adı / Name	Ağırlık (kg/m) Weight	Atalet Momentleri Moments of Inertia		Sayfa No Page
				J <sub>x</sub> (cm <sup>4</sup> )	J <sub>y</sub> (cm <sup>4</sup> )	
⑳	50 E 81	Tespit Profili Frame Profile	0,271	-	-	4-4
㉑	3081	Köşe Takoğu Profili Corner Cleat Profile	-	-	-	5-1
㉒	3093	Köşe Takoğu Profili Corner Cleat Profile	-	-	-	5-1
㉓	50 E 90	U Bağlantı T Cleat	1,939	-	-	5-2
㉔	50 E 91	Kırlangıç Bağlantı T Cleat	0,333	-	-	5-2
㉕	50 E 92	Açılı Bağlantı T Cleat	1,357	-	-	5-2
㉖	50 E 93	Ek yeri Profili T Cleat	4,308	-	-	5-2
㉗	C02-015	U Profil(15x13x2) Standart U Profile	0,050	-	-	5-2
㉘						
㉙						
㉚						
㉛						
㉜						
㉝						
㉞						
㉟						
㊱						
㊲						
㊳						
㊴						
㊵						
㊶						
㊷						
㊸						
㊹						






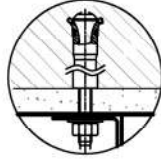
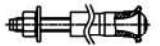
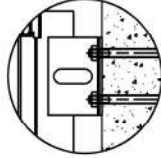


Aksesuar Listesi

List of Accessories

No	Aksesuar Adı Accessories Name	Kodu Code	Kullanıldığı Profiller Profiles	İmalat Ölçüleri Dimensions for Assembling	Aksesuar Accessories
40	Fitul / Gasket	50 D 55	SX 3213		
41	Cam Fitili Glazing Gasket	50 D 37	SX 3213		
42	Cam Fitili Glazing Gasket	50 D 09	60 SX 10		
43	Fitul / Gasket	50 D 15	60 SX 10		
44	Ek Yeri Plastiği Splace Plastic	50 D 94	50 E 93	----	
45	Galvaniz Çelik Kutu Profili / Galvanized Steel Profile	100x100x2	----	----	
46	Kalesinterflex Fit	----	60 SX 10	----	
47	Alçıpan / Plaster	----	----	----	
48	Poliüretan Yapıştırıcı Polyurethane Adhesive	D07 001	60 SX 10		
49	Derz Silikonu / Sika WS-605 Silicone	----	----		
50	Alüminyum Folyo Bant Special Type	40 D 56	----	----	
51	Poliüretan Köpük Polyurethane Foam	----	----	----	
52	Takoz(Pls) / Cleat	50 D 50A	----	----	
53	Taş Yünü Rockwool	----	----	----	

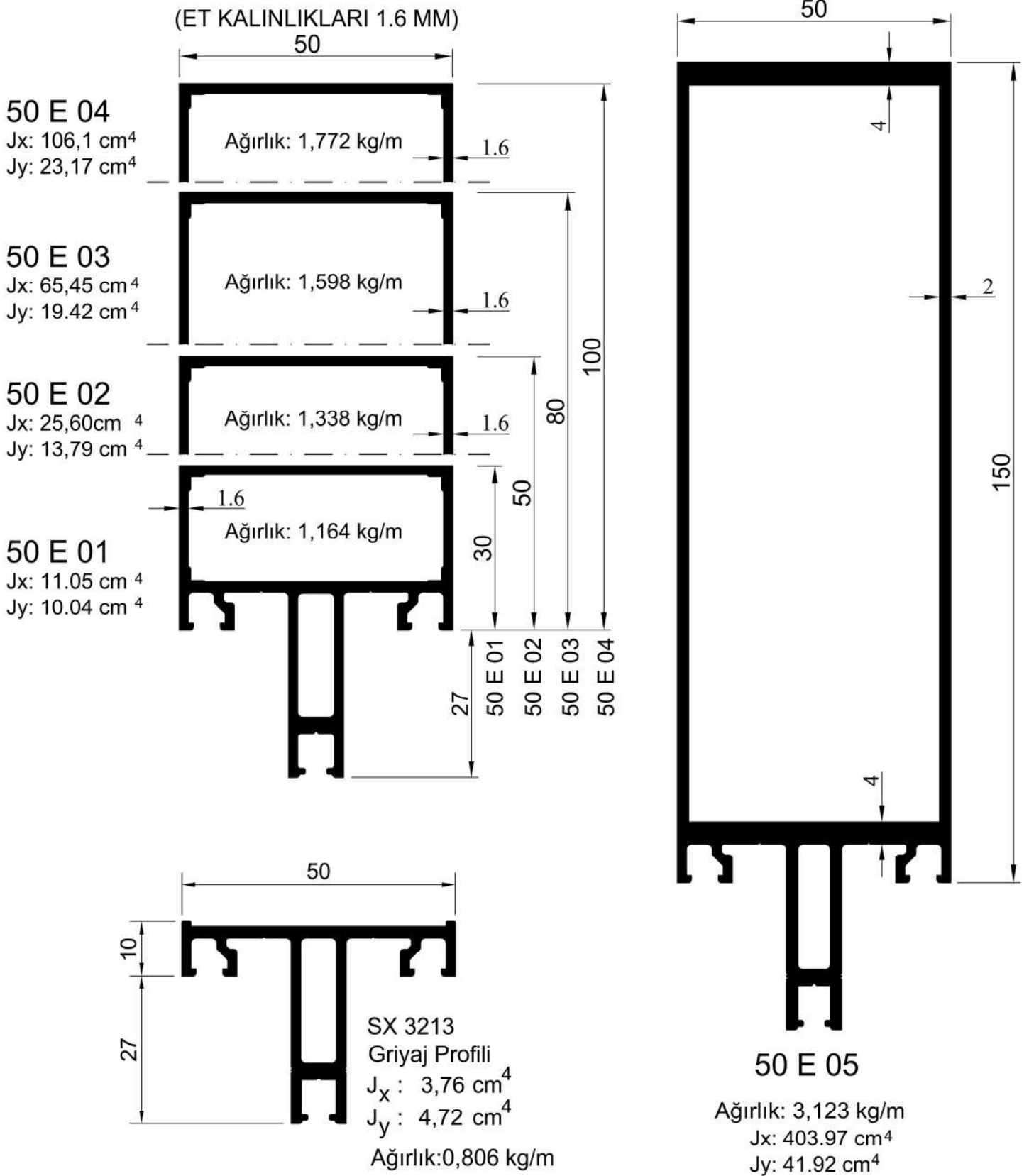
## Aksesuar Listesi

## List of Accessories

No	Aksesuar Adı Accessories Name	Kodu Code	Kullanıldığı Profiller Profiles	İmalat Ölçüleri Dimensions for Assembling	Aksesuar Accessories
54	Köşe Takozu Corner Cleat	X1 81 11	60 SX 10	----	
55	Köşe Takozu Corner Cleat	X1 93 20	60 SX 10	----	
56	YSB Sac Vidası Socket Head Screw	V24225	----	----	
57	YSB Sac Vidası Socket Head Screw	V24216	----	----	
58	YSB Sac Vidası Socket Head Screw	V24219	----	----	
59	YSB Sac Vidası Socket Head Screw	V24838	----	----	
60	Çelik Dübel Bolt	----	----		
61	Ankraj Anchorage	----	----		
62	Yatay Kayıt Contası Transom profile gasket	50 D 10	50 E 01/ 50 E 101	30 mm	
63	Yatay Kayıt Contası Transom profile gasket	50 D 11	50 E 02/ 50 E 102	50 mm	
64	Yatay Kayıt Contası Transom profile gasket	50 D 12	50 E 03/ 50 E 103	80 mm	
65	Yatay Kayıt Contası Transom profile gasket	50 D 13	50 E 04/ 50 E 104	100 mm	
66	Yatay Kayıt Contası Transom profile gasket	50 D 14	50 E 105	120 mm	
67	Yatay Kayıt Contası Transom profile gasket	50 D 30	50 E 07	140 mm	
68	Yatay Kayıt Contası Transom profile gasket	50 D 40	50 E 05 / 50 E 06	150 mm	
69	Yatay Kayıt Contası Transom profile gasket	50 D 32	50 E 106	170 mm	
70	Yatay Kayıt Contası Transom profile gasket	50 D 33	50 E 107	190 mm	

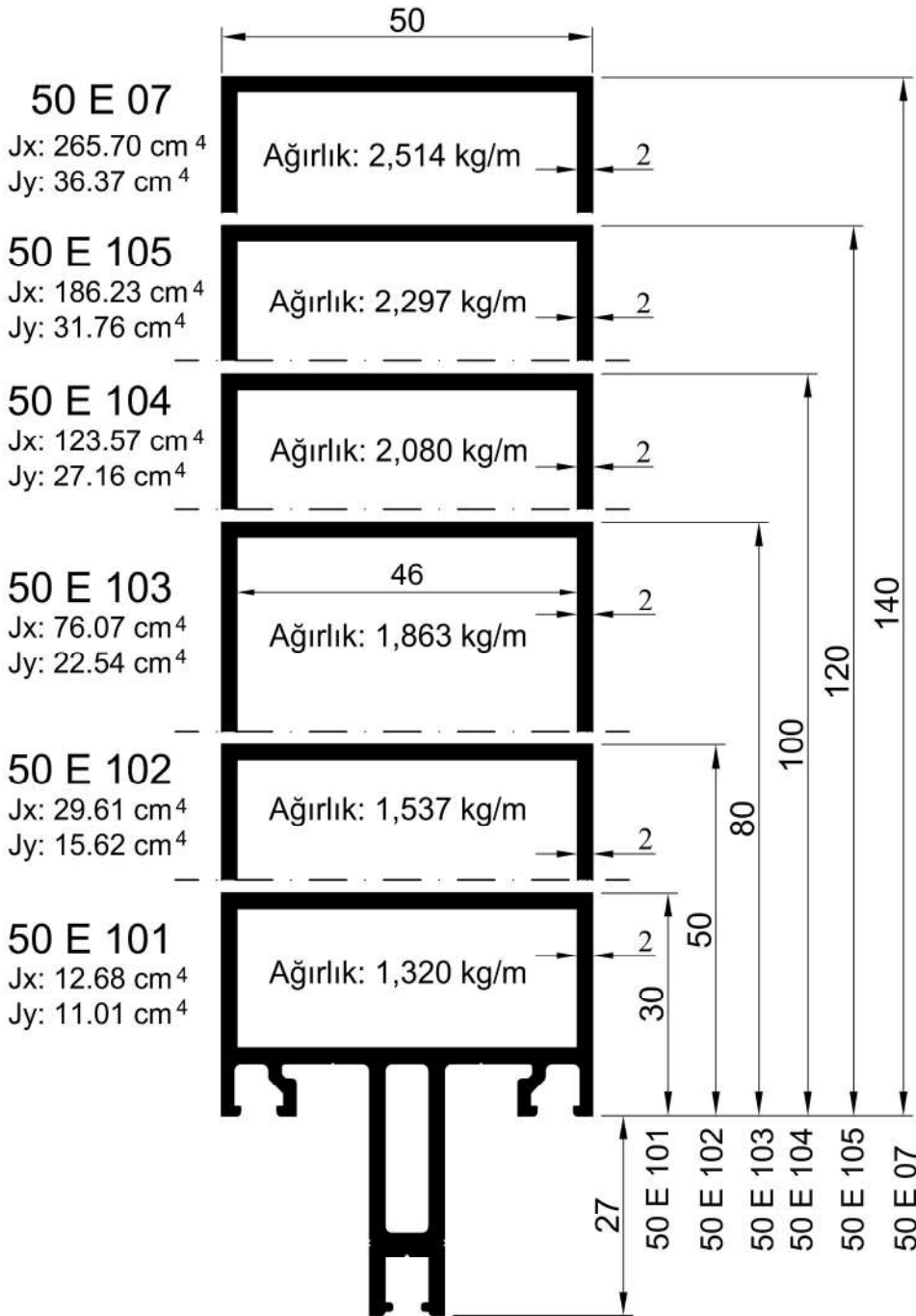


## DÜŞEY VE YATAY GRİYAJ PROFİLLERİ

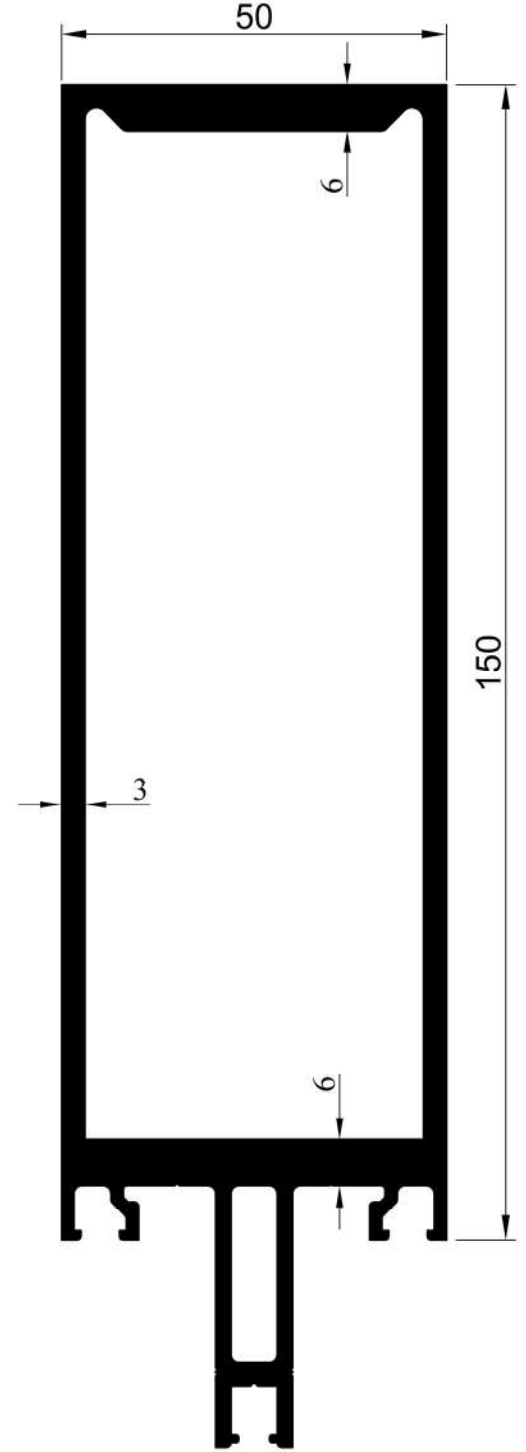


## DÜŞEY VE YATAY GRİYAJ PROFİLLERİ

(ET KALINLIKLARI 2.0 MM)



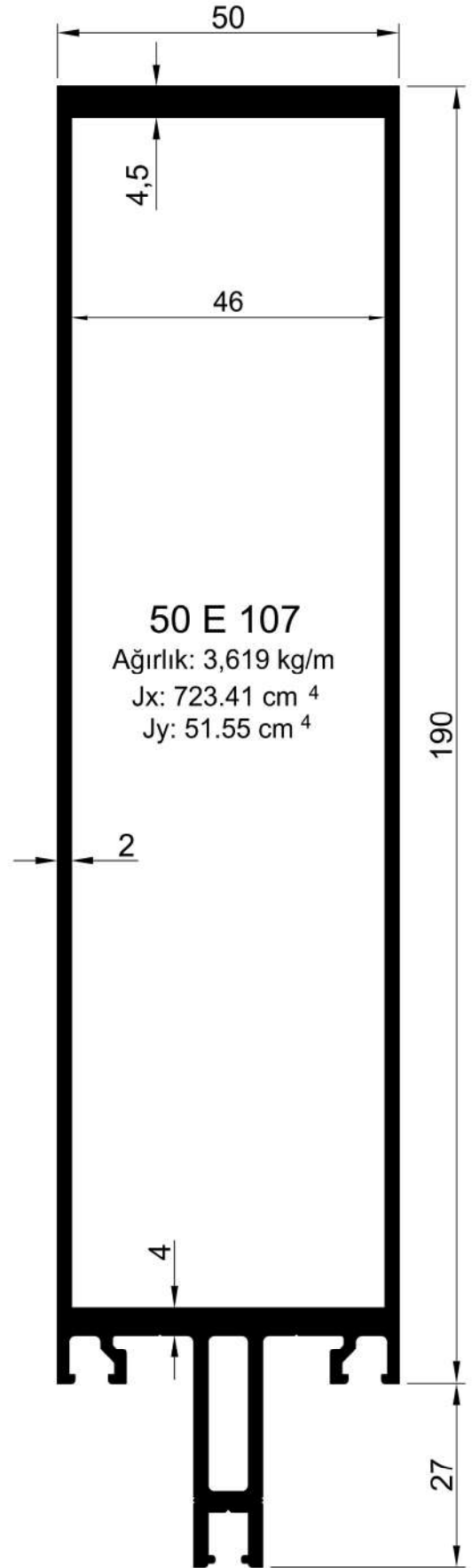
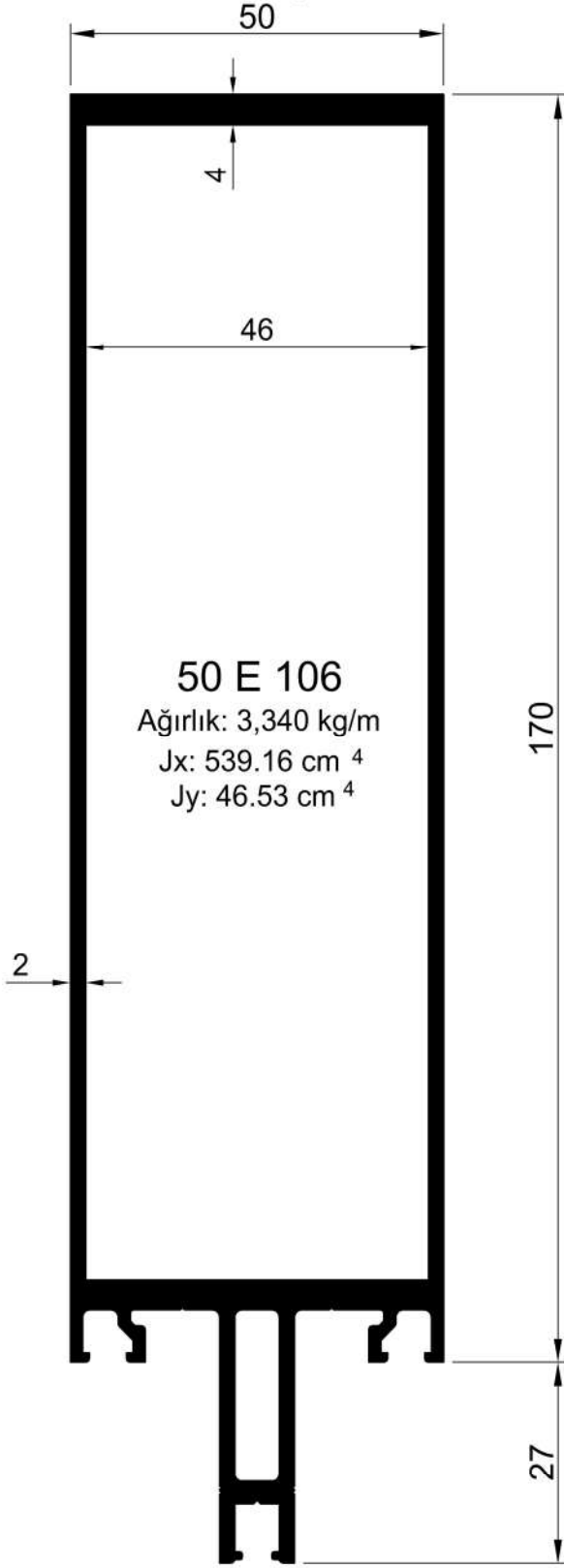
(ET KALINLIĞI 3 MM)



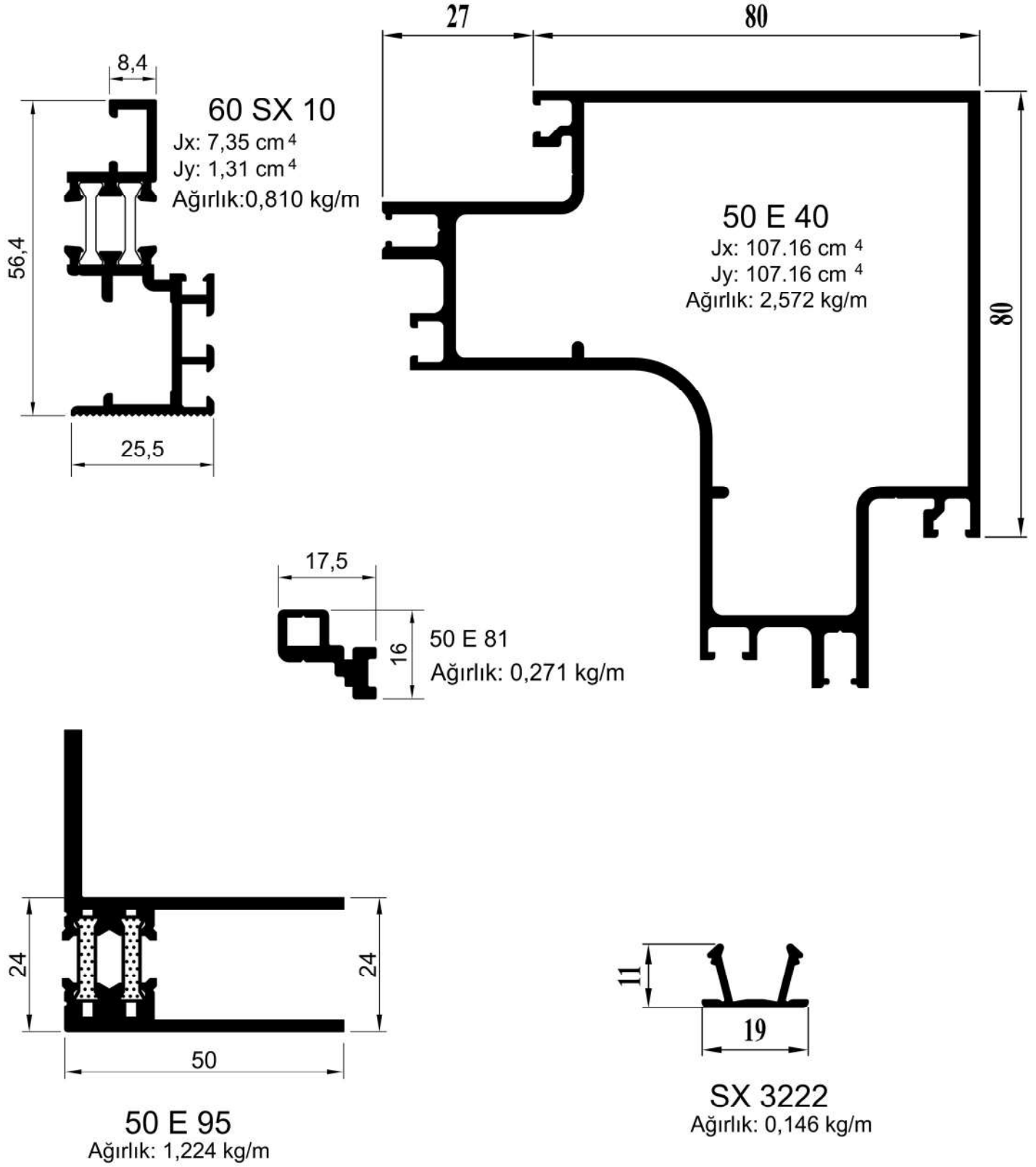
**\*NOT!:** 50 E 06 profili ile kullanılması gereken ek yeri profili 05-2368 profilidir.



**\*NOT!:** 50 E 06 profili yatay olarak kullanıldığında 50 E 90 U Bağlantı profilinin iç ölçüye göre taşlanması gerekmektedir.

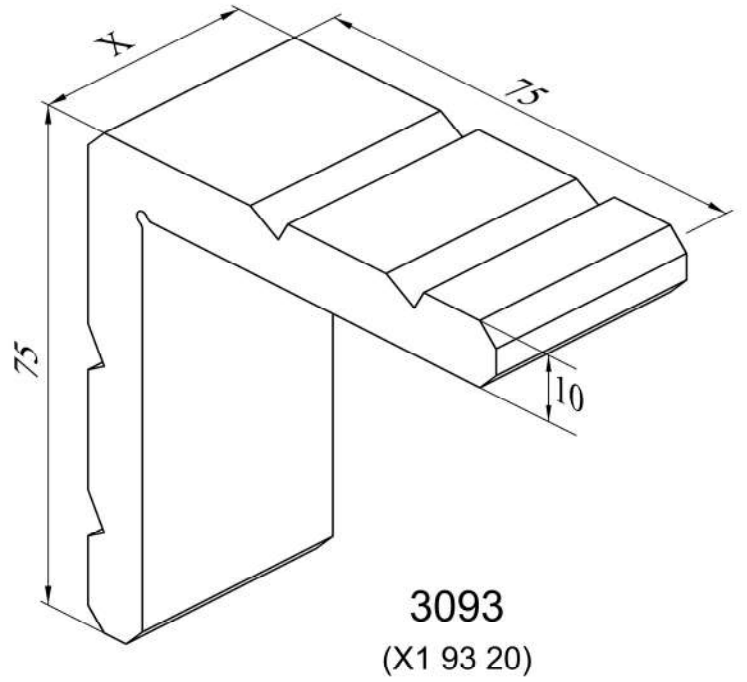
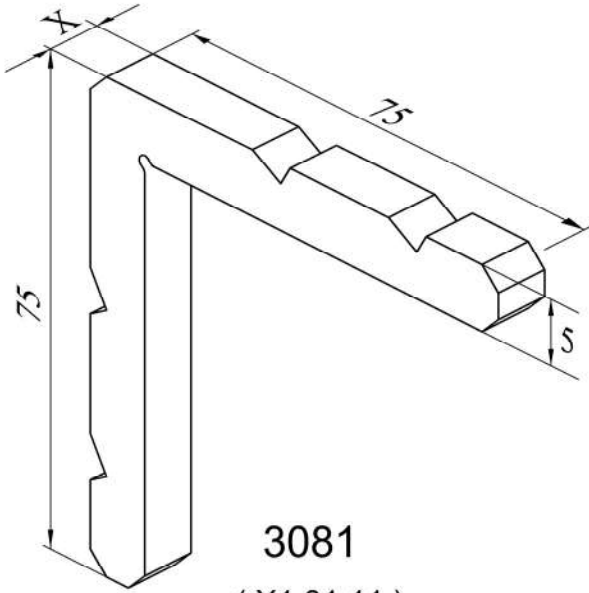
## DÜŞEY VE YATAY GRİYAJ PROFİLLERİ



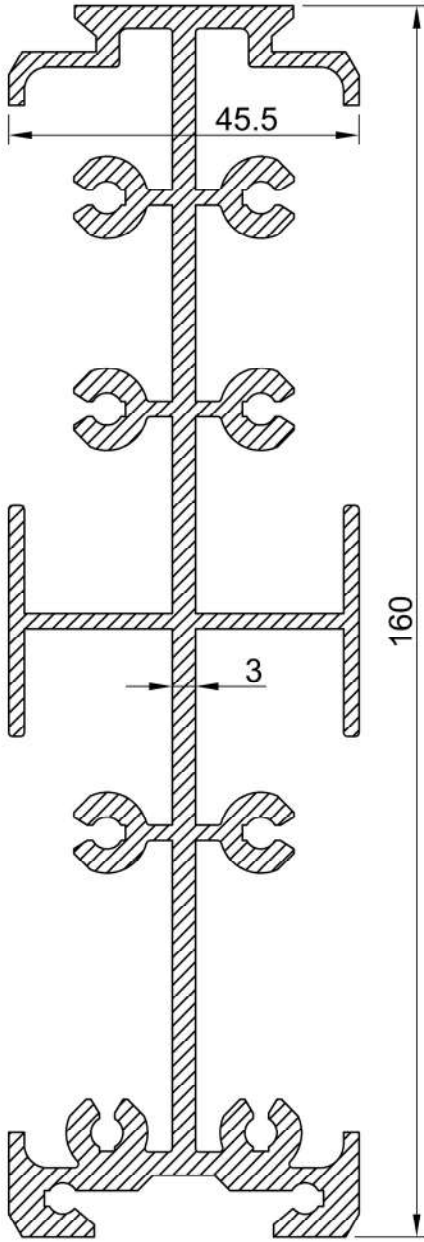
## PROFİLLER



Köşe Takoz No Corner Cleat No	Sembol Symbol	Kullanıldığı Profiller Used Profiles	x-Kesim Ölçüleri (mm) x-Cutting Dimensions
3081		60 SX 10	11
3093		60 SX 10	20

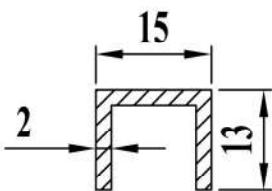


## BAĞLANTI PROFİLLERİ



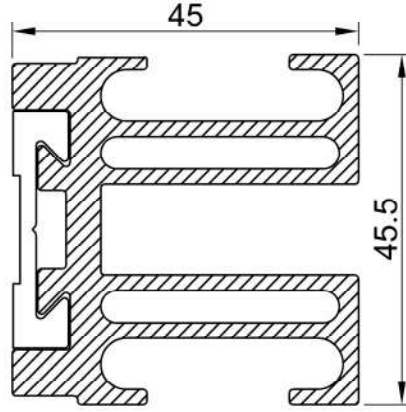
**50 E 93**

AĞIRLIK : 4,308 kg/m




**C02-015**

AĞIRLIK : 0,201 kg/m



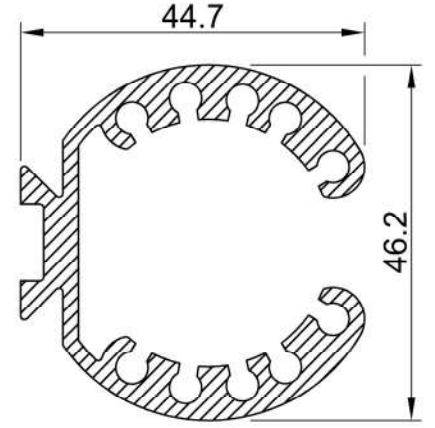
**50 E 90**

AĞIRLIK : 1,939 kg/m



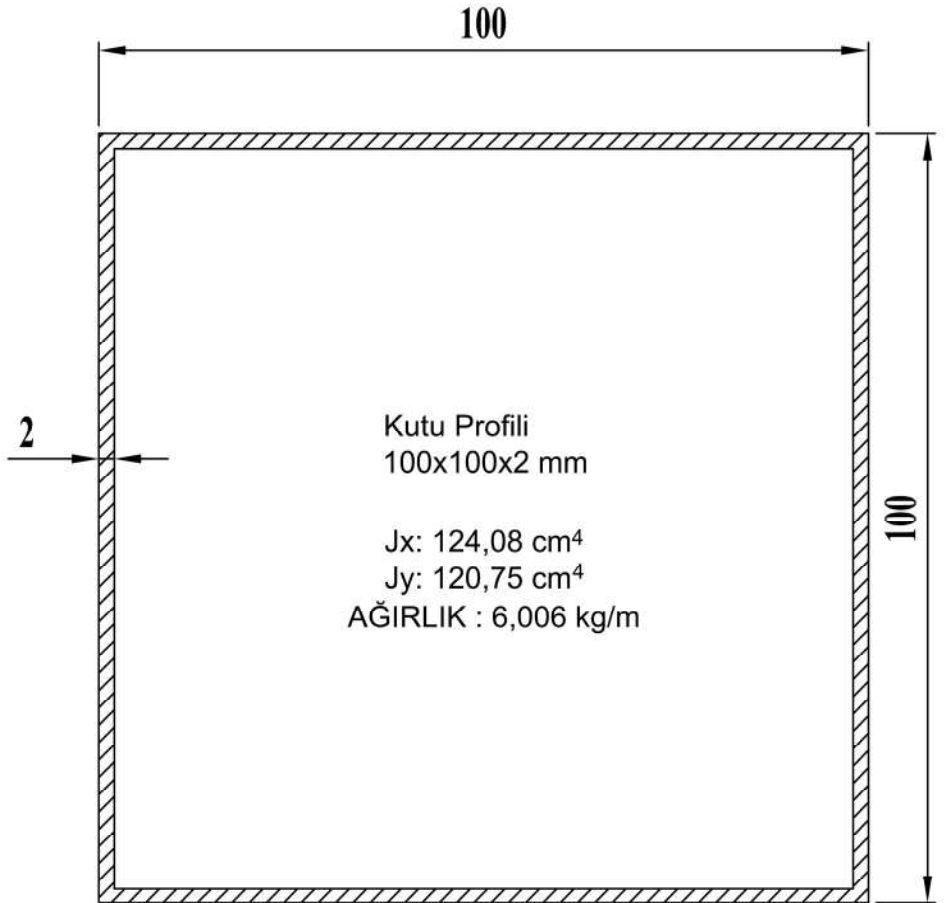
**50 E 91**

AĞIRLIK : 0,333 kg/m



**50 E 92**

AĞIRLIK : 1,357 kg/m



Kutu Profili  
100x100x2 mm

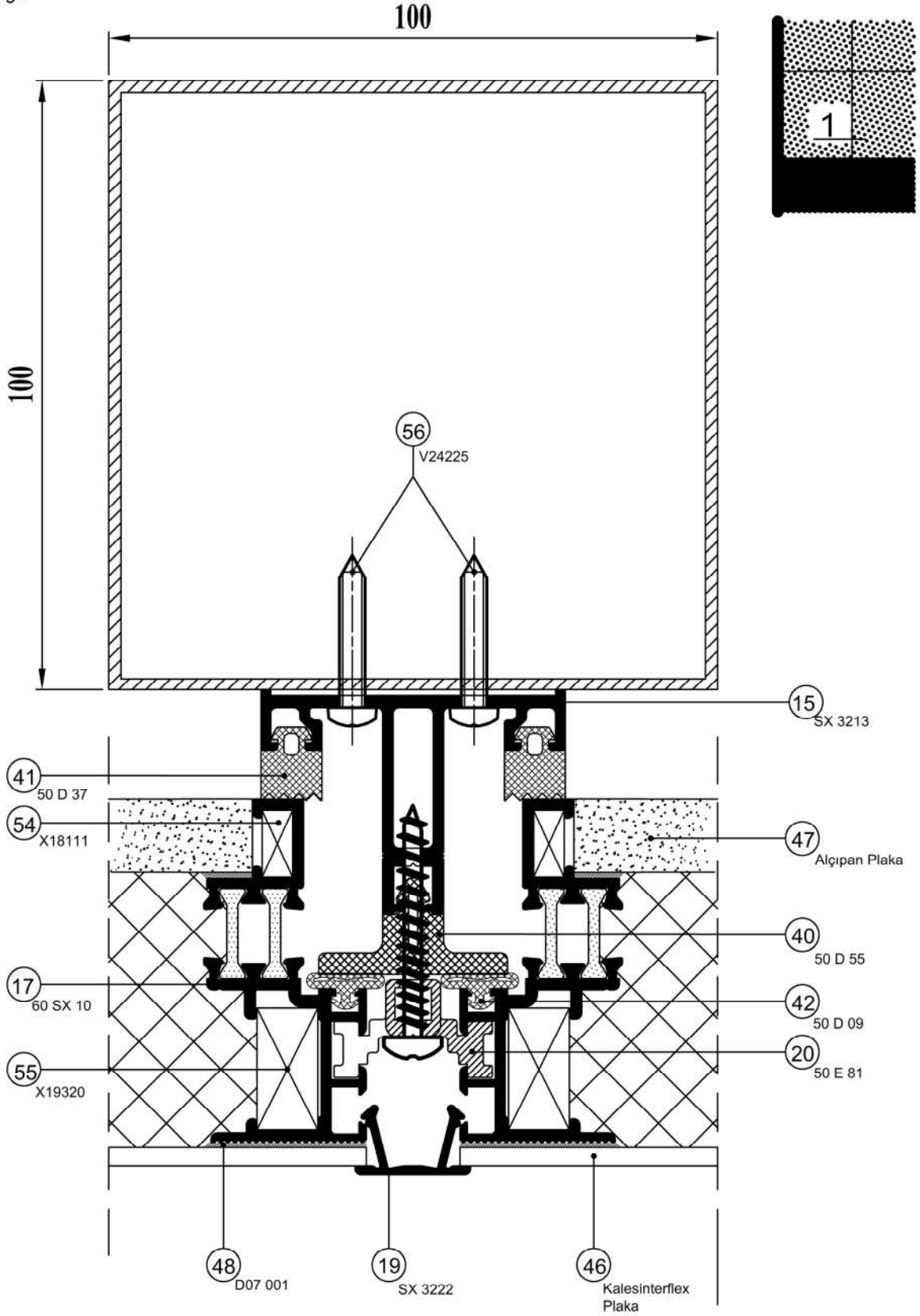
Jx: 124,08 cm<sup>4</sup>

Jy: 120,75 cm<sup>4</sup>

AĞIRLIK : 6,006 kg/m

# SX FACADE

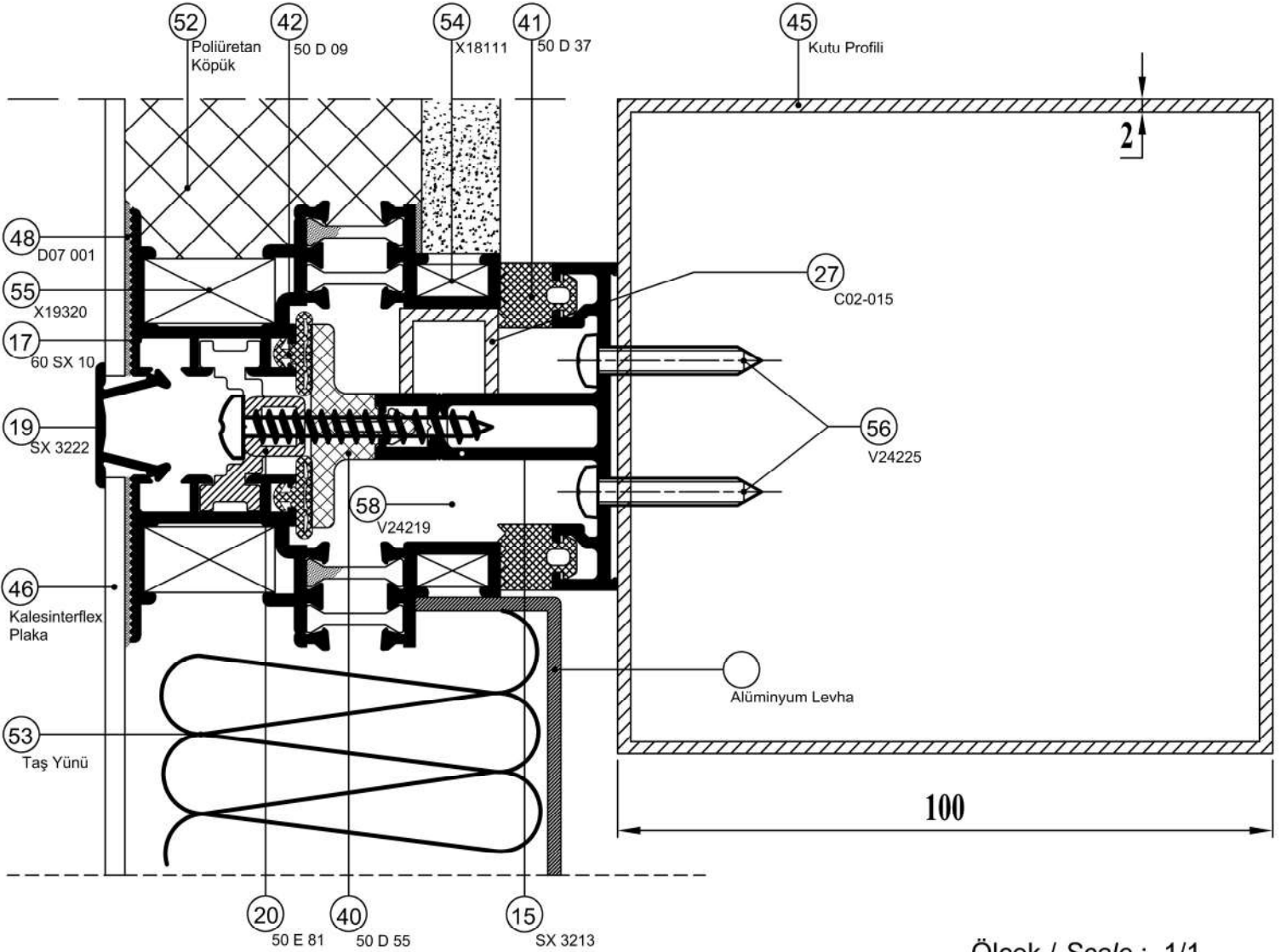

Detay Çizimleri  
Plane Drawings



DETAIL ① DETAYI

Ölçek / Scale : 1/1

Detay Çizimleri  
Section Drawings

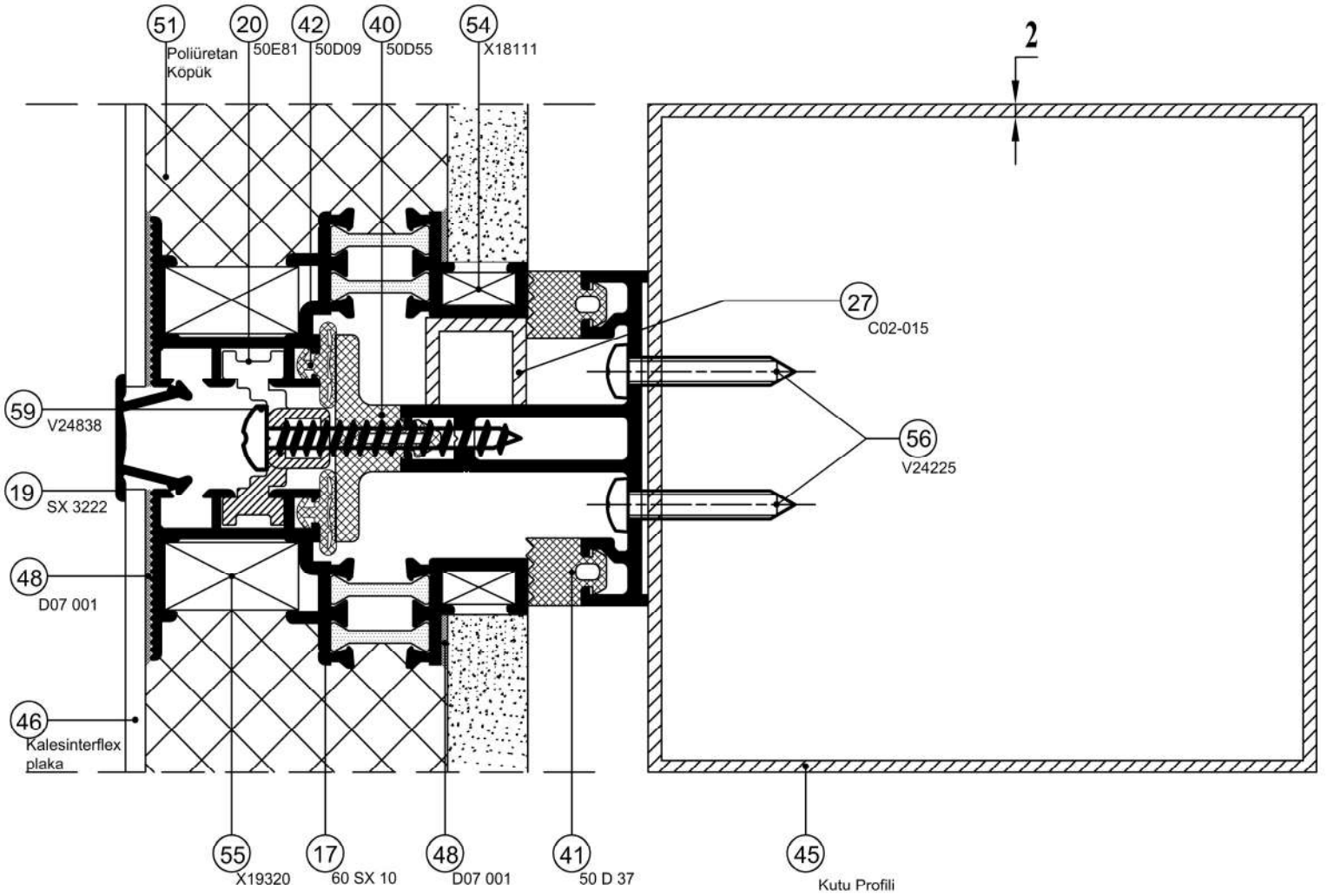



Ölçek / Scale : 1/1

DETAIL ② DETAYI



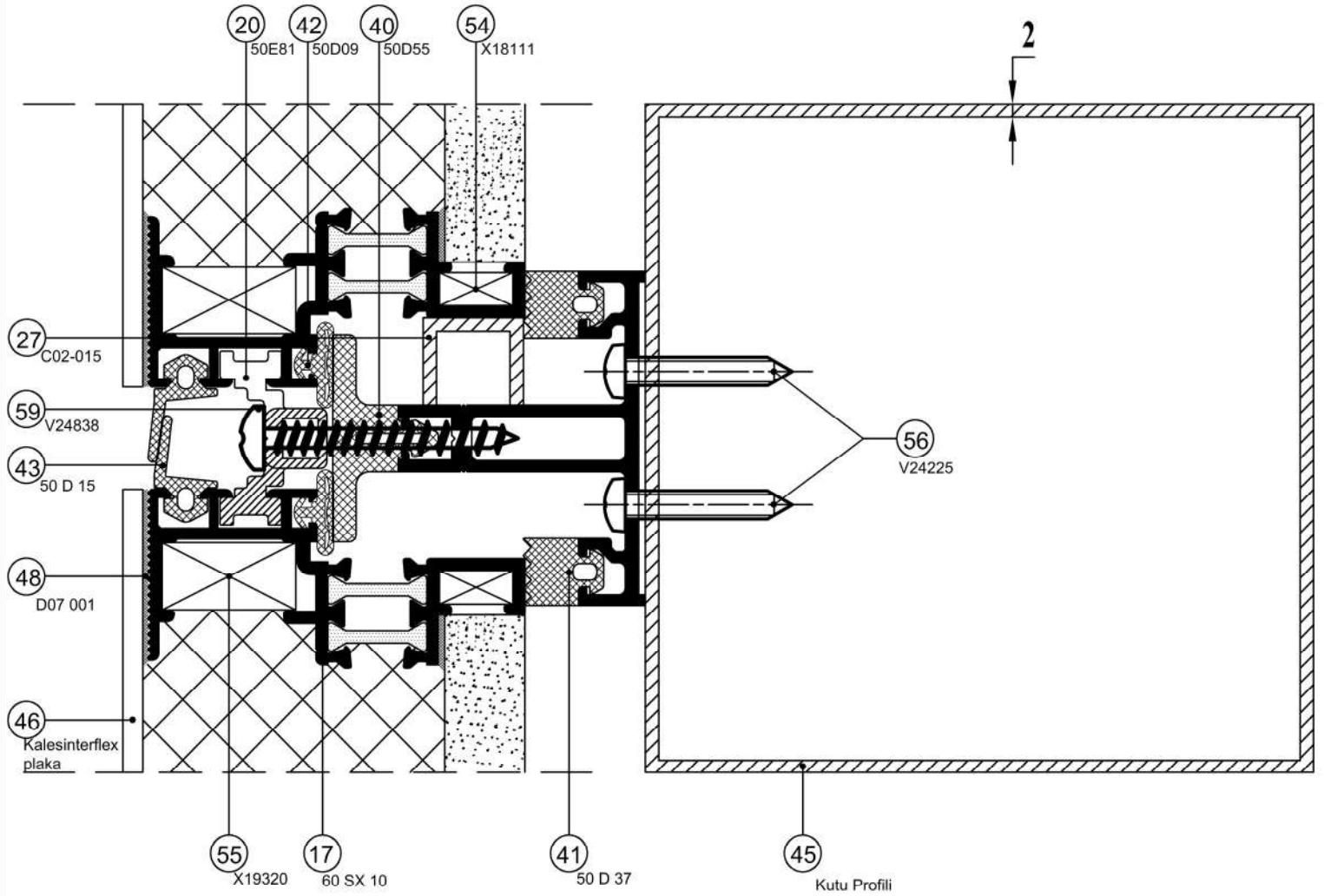
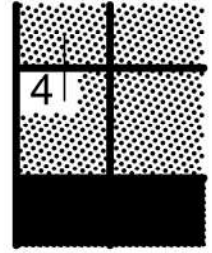
Detay Çizimleri  
Section Drawings



Ölçek / Scale : 1/1

DETAIL ③ DETAYI

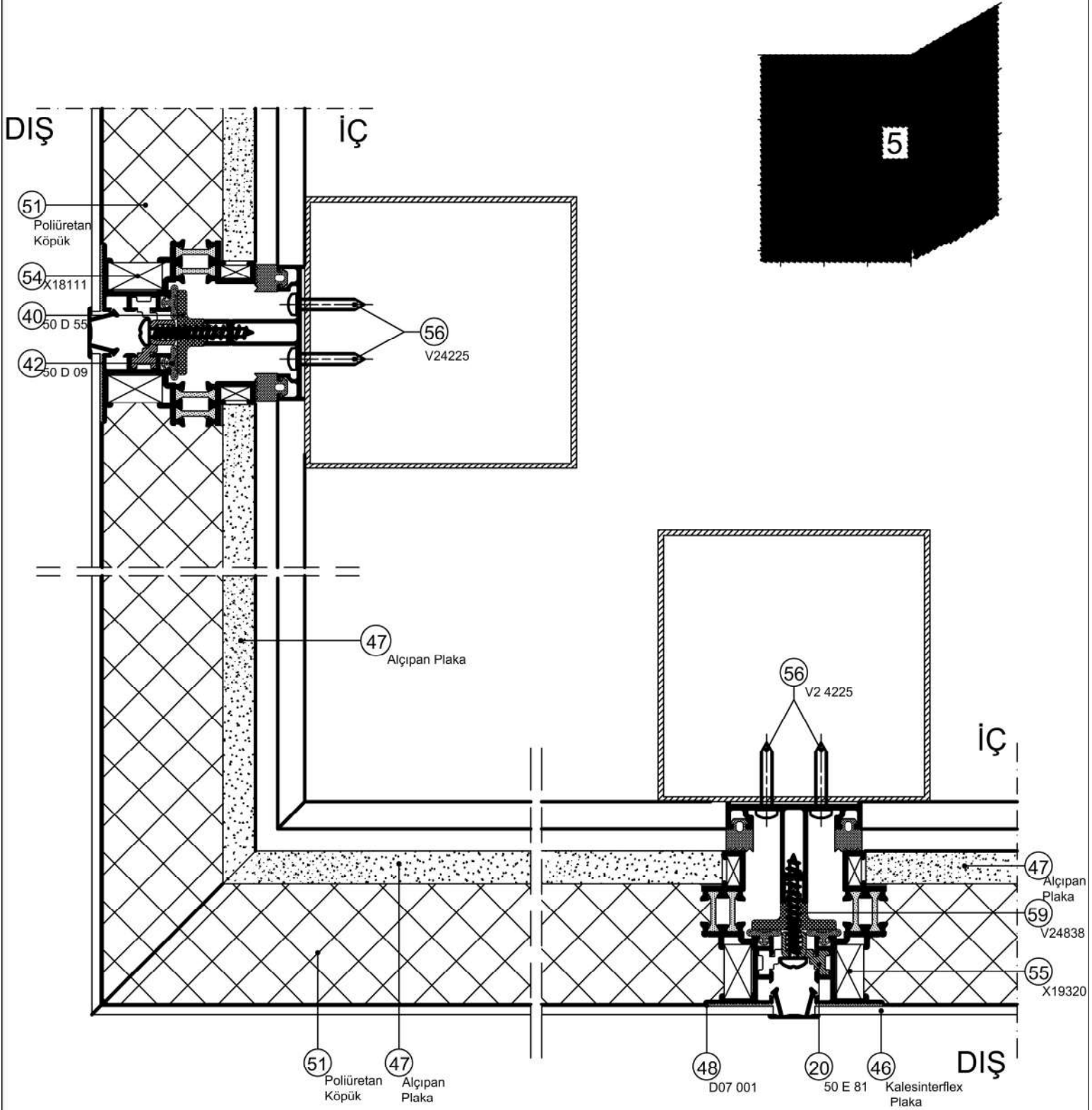
Detay Çizimleri  
Section Drawings



Ölçek / Scale : 1/1

DETAIL ④ DETAYI

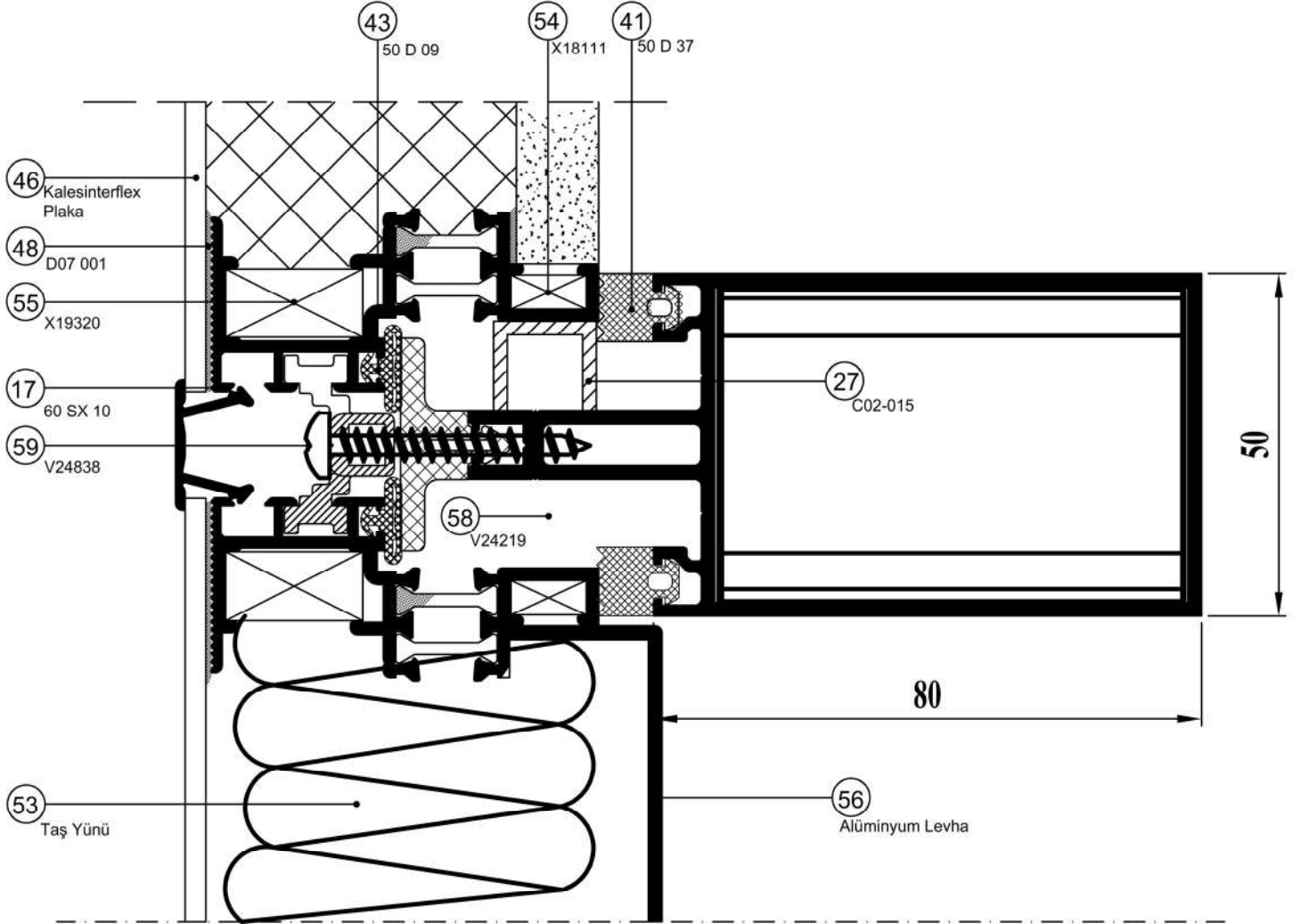

Detay Çizimleri  
Plane Drawings



DETAY 5 DETAYI

Ölçek / Scale : 1/2

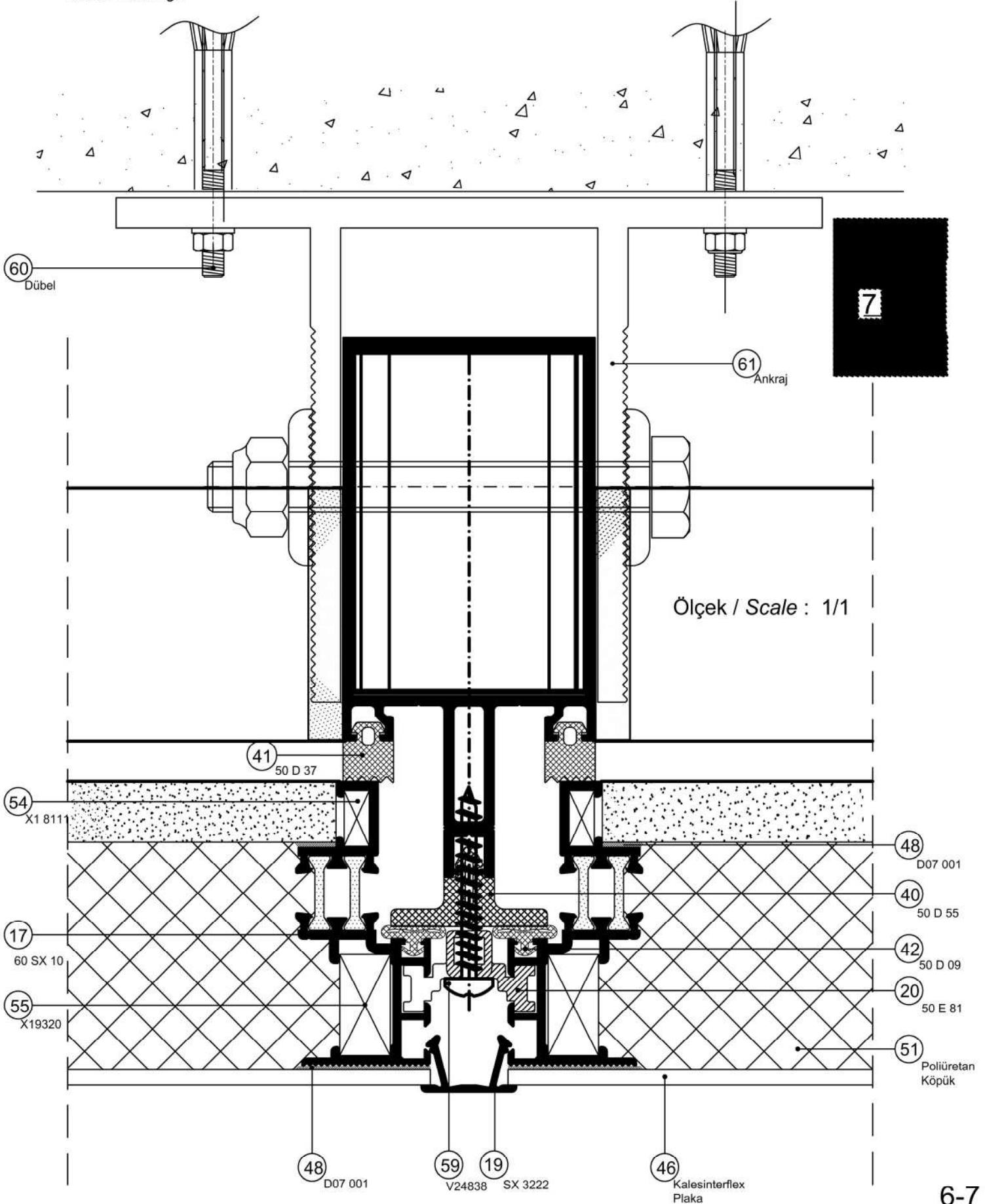
Detay Çizimleri  
Section Drawings



DETAIL **6** DETAYI

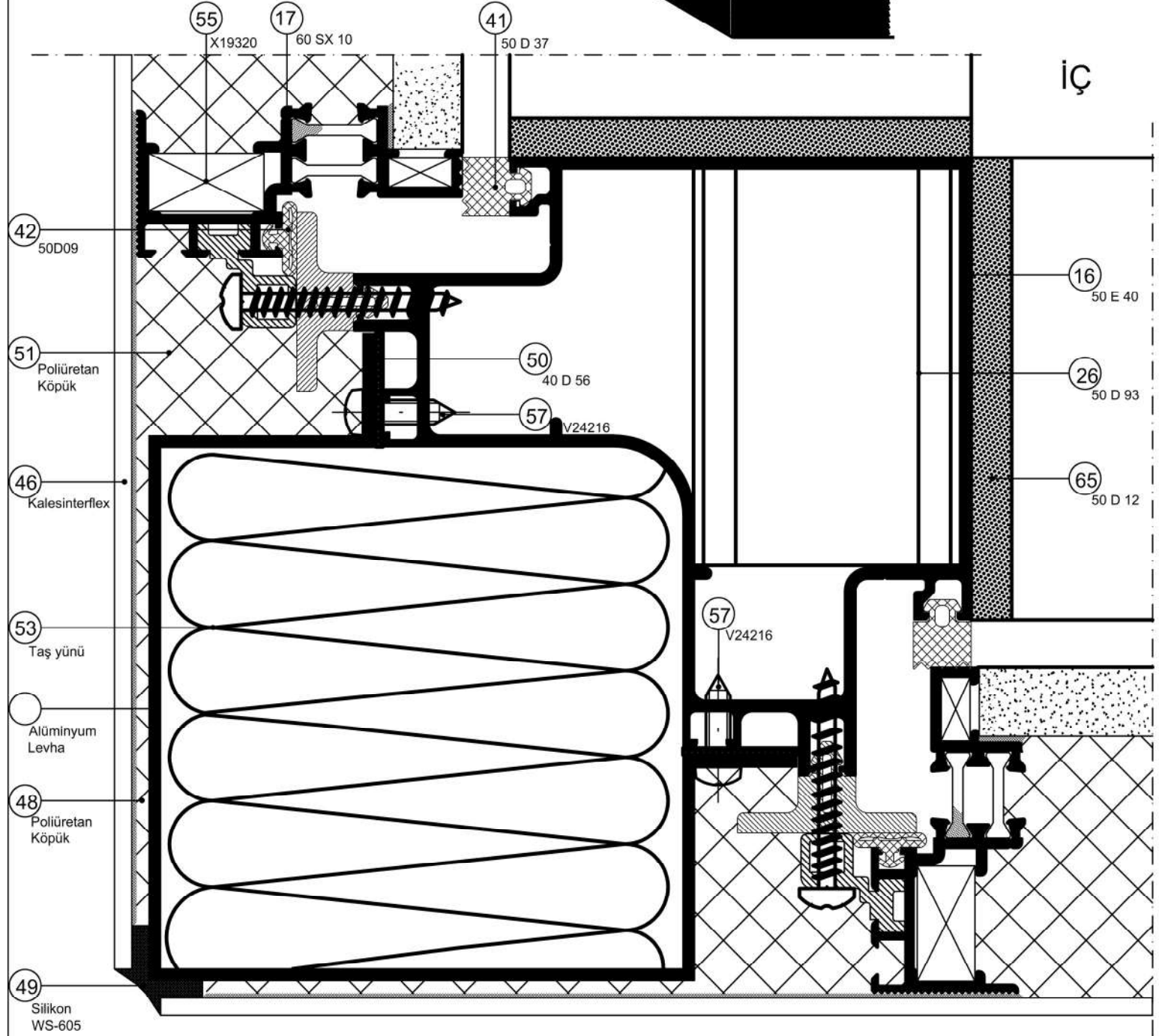
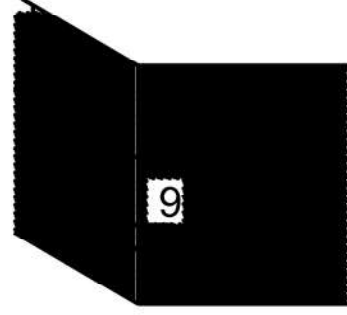
Ölçek / Scale : 1/1

Detay Çizimleri  
Plane Drawings



# SX FACADE

Detay Çizimleri  
Plane Drawings

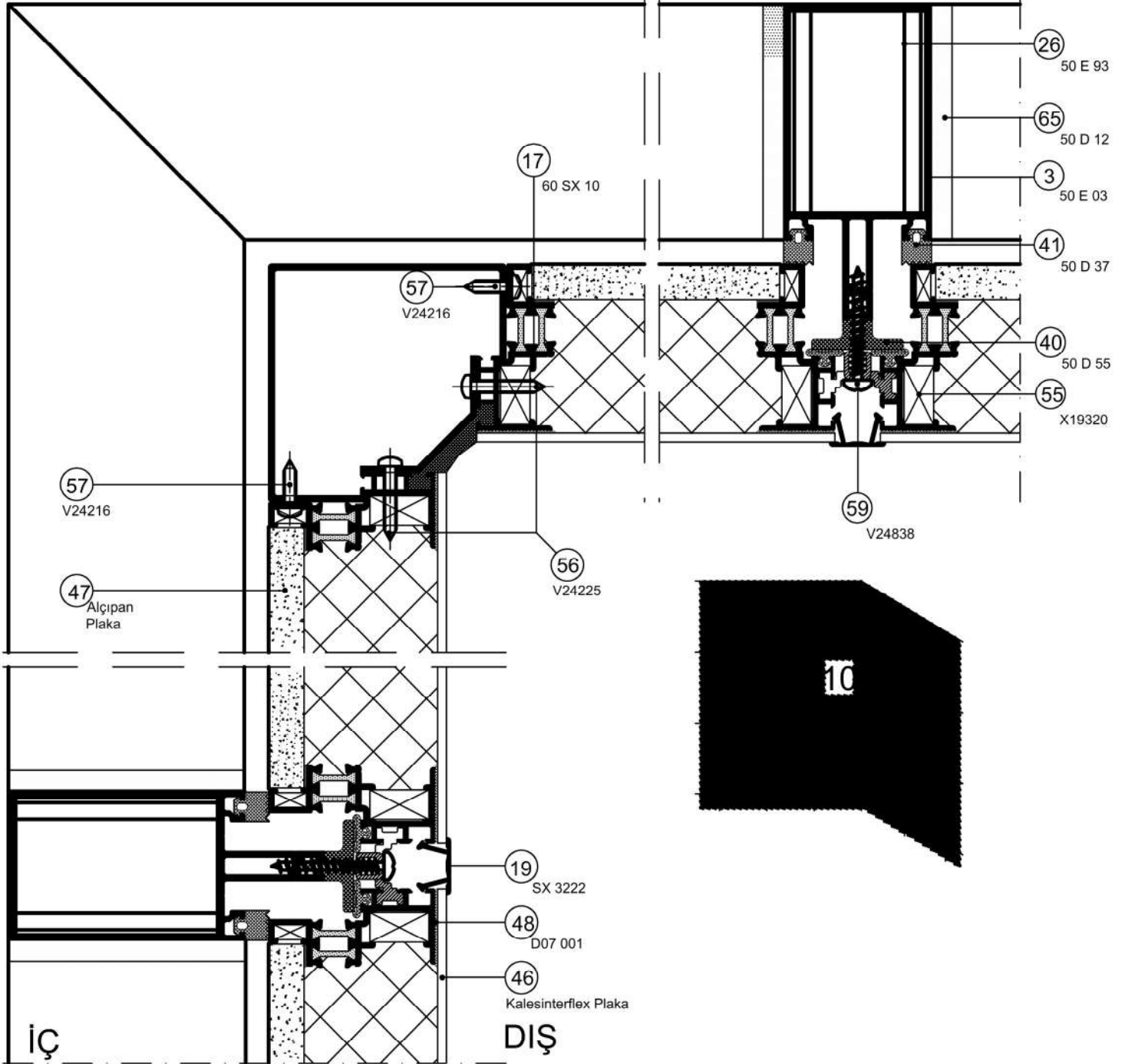


Ölçek / Scale : 1/1

DIŞ

DETAIL ⑨ DETAYI

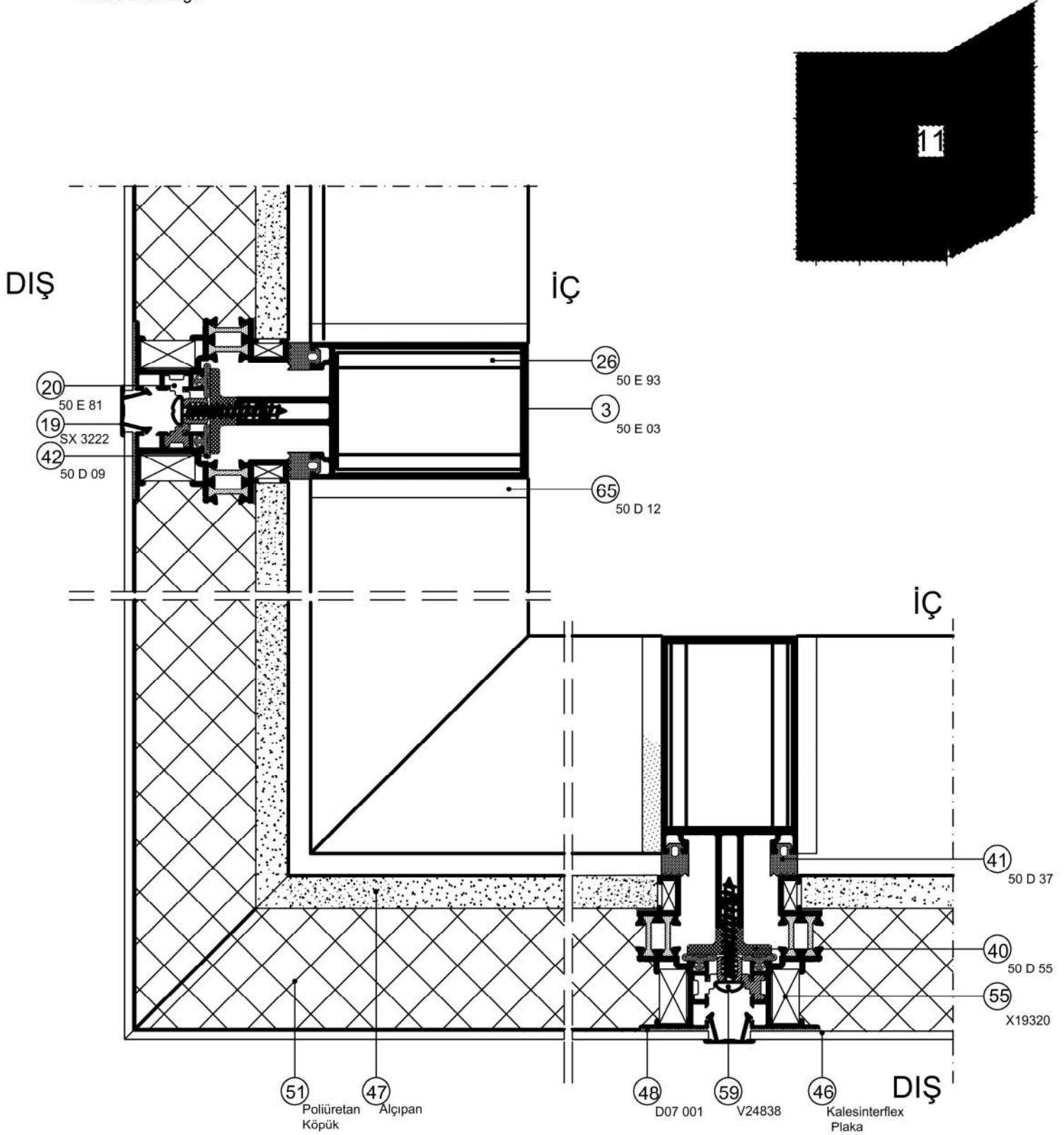
Detay Çizimleri  
Plane Drawings



Ölçek / Scale : 1/2

DETAIL **10** DETAYI

Detay Çizimleri  
Plane Drawings



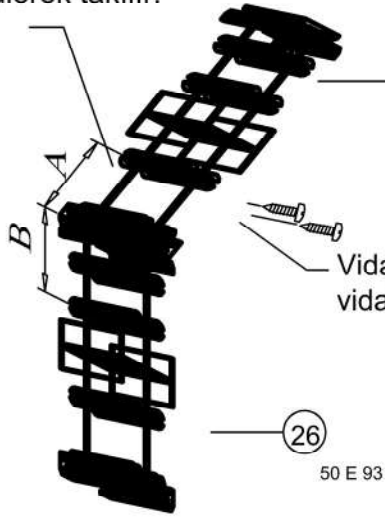
Ölçek / Scale : 1/2

DETAIL 11 DETAYI



## AÇILI DÜŞEY BİRLEŞİMDE BAĞLANTI ELEMANININ (DİLATASYON PROFİLİNİN) MONTAJI

Açılı kesilen diğer profile sürülerek takılır.

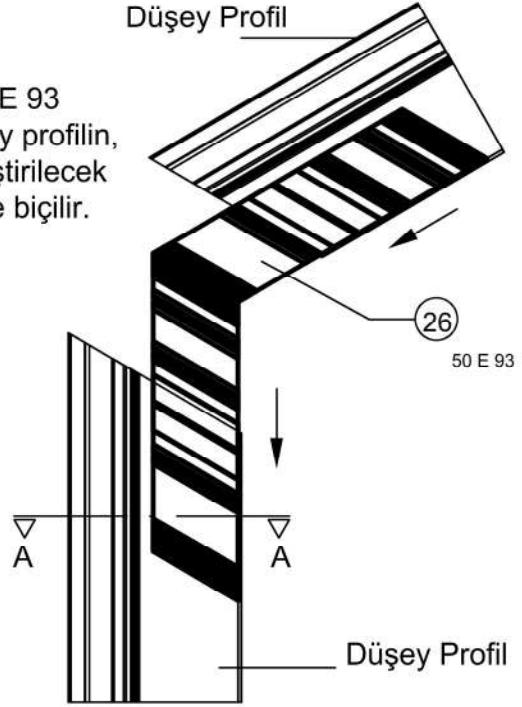


Ek yeri profili 50 E 93 kullanılacak düşey profilin, iç ölçüsü ve birleştirilecek köşe açısına göre biçilir. (İki ucu açılı)

Vida yuvalarından vidalanır.(4.8x16mm)

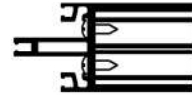
26  
50 E 93

Düşey Profil

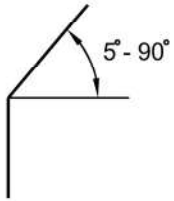
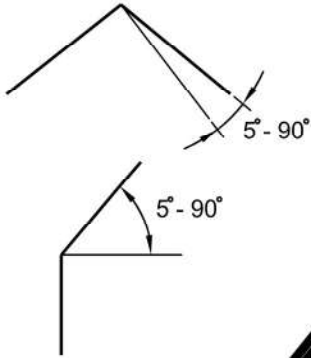


26  
50 E 93

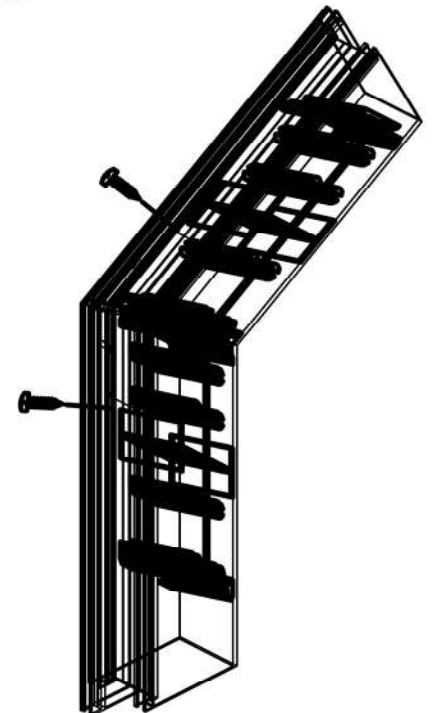
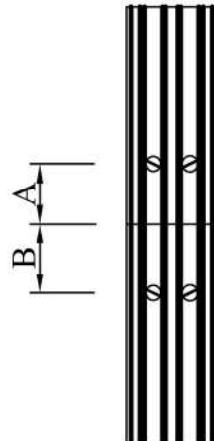
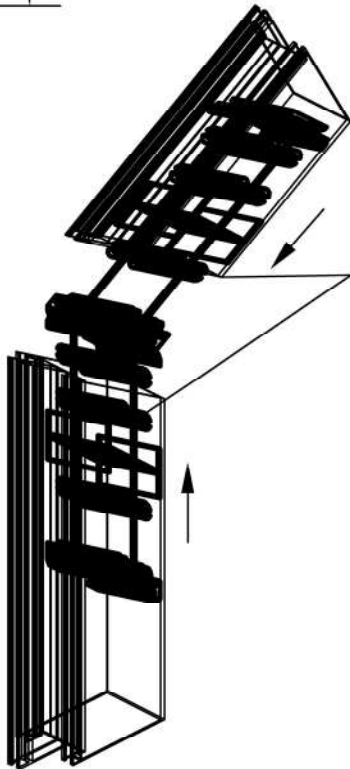
Düşey Profil



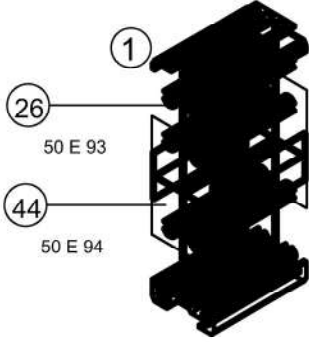
A - A KESİTİ



İki düşey profilin birleşen yüzeyi, epoksi sürülerek yapıştırılır ve vidalanır.



## 50 E 93 EK YERİ (DİLATASYON) PROFİLİNİN MONTAJI

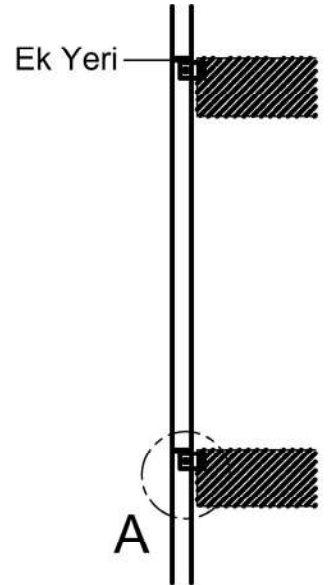
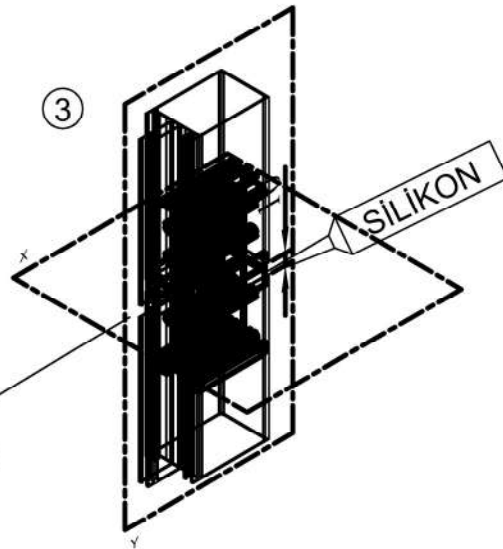
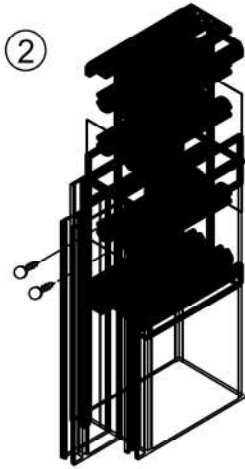


Düşey profiller, düşey alt kapak profilleri ve düşey dış kapak profilleri dilatasyon boşluğu için, gerekenden 10 mm kısa kesilir.

50 D 94 ek yeri plastiği 50 E 93'e her iki yandan takılır.

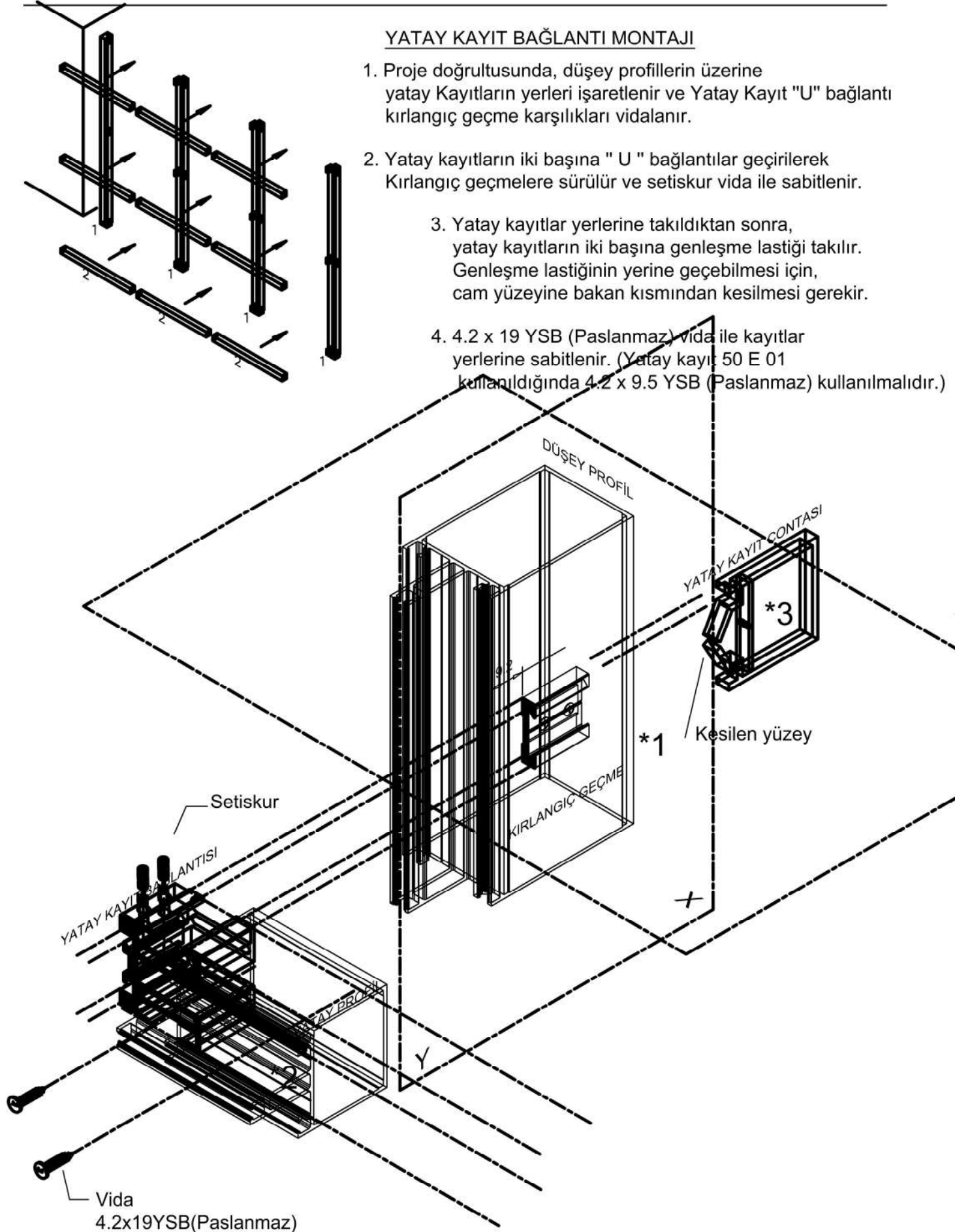
Ek yeri (dilatasyon) profili, yarısı dışarıda olacak şekilde, düşey profillerin üst tarafına vidalanır.

Uygulama yerinde üstteki profil 10mm boşluk kalacak şekilde geçirilir ve serbest bırakılır. (Vidalanmaz)  
Tüm ek yeri derzine silikon çekilir.

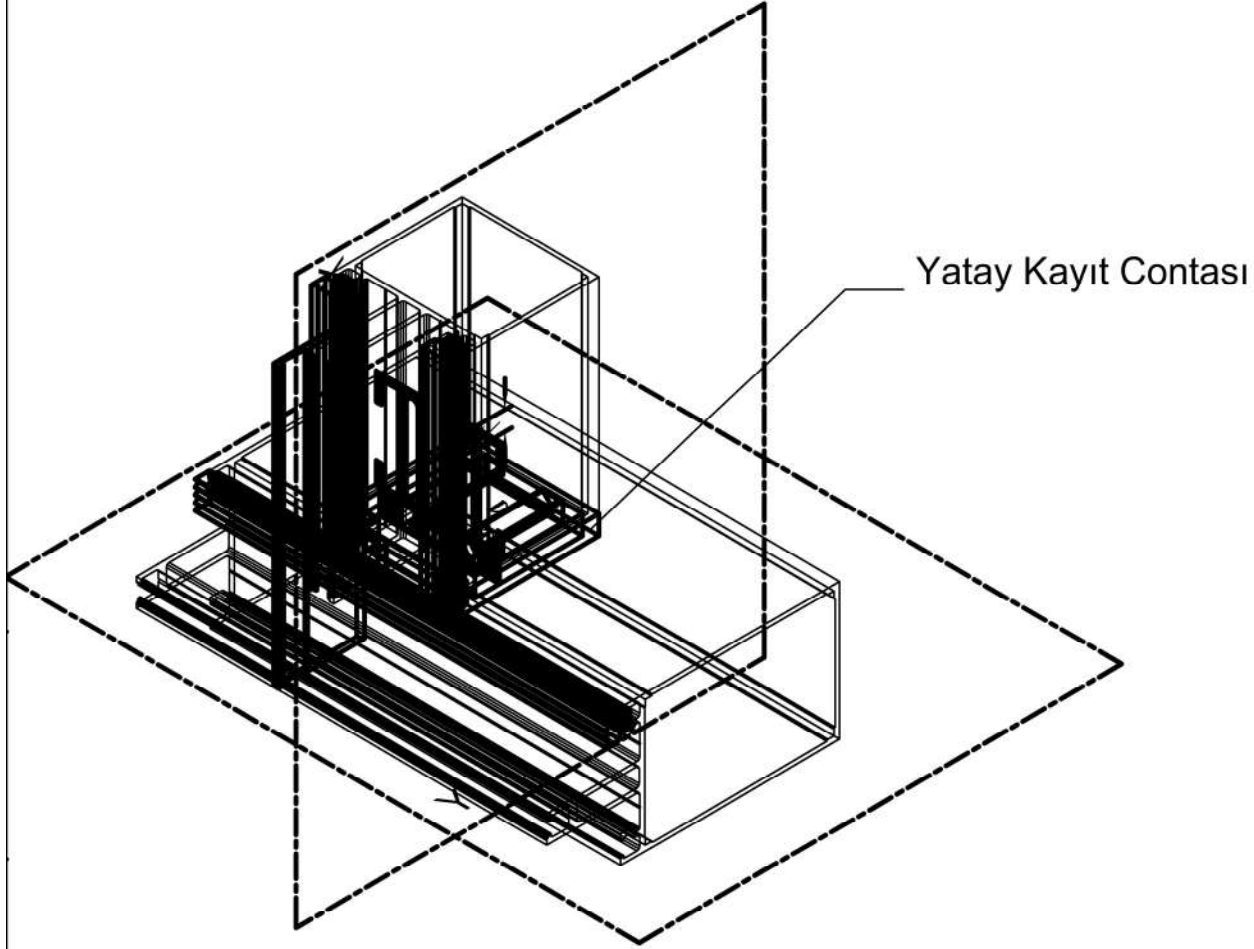


## YATAY KAYIT BAĞLANTI MONTAJI

1. Proje doğrultusunda, düşey profillerin üzerine yatay Kayıtların yerleri işaretlenir ve Yatay Kayıt "U" bağlantı kırlangıç geçme karşılıkları vidalanır.
2. Yatay kayıtların iki başına " U " bağlantılar geçirilerek Kırlangıç geçmelere sürülür ve setiskur vida ile sabitlenir.
3. Yatay kayıtlar yerlerine takıldıktan sonra, yatay kayıtların iki başına genişleme lastiği takılır. Genleşme lastiğinin yerine geçebilmesi için, cam yüzeyine bakan kısmından kesilmesi gerekir.
4. 4.2 x 19 YSB (Paslanmaz) vida ile kayıtlar yerlerine sabitlenir. (Yatay kayıt 50 E 01 kullanıldığında 4.2 x 9.5 YSB (Paslanmaz) kullanılmalıdır.)



## 50 D 11 Yatay Kayıt Contası Montajı

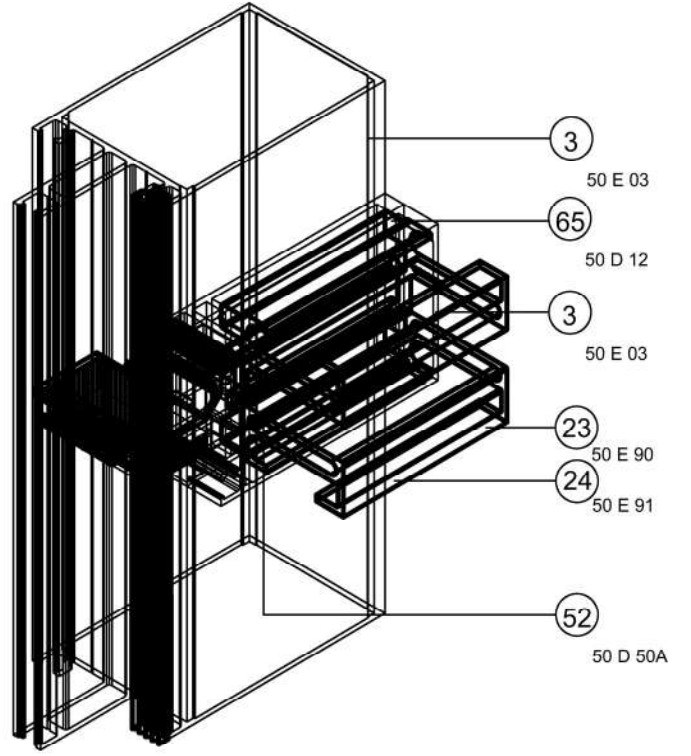
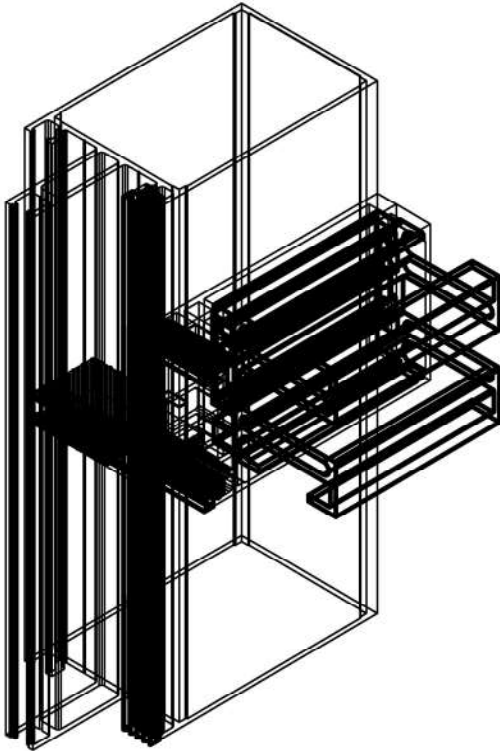
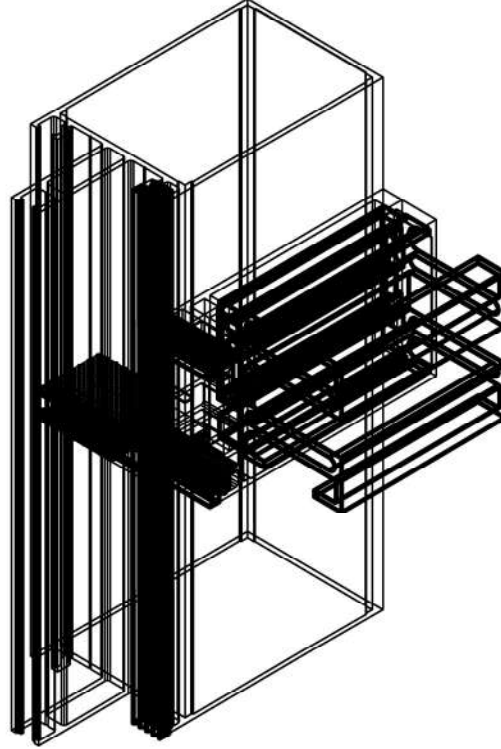


Yatay kayıt contası, 50 D 06 Cam fitili ve 50 D 02 Cam fitiline deđdiği bölgelerden yapıştırılmalıdır.

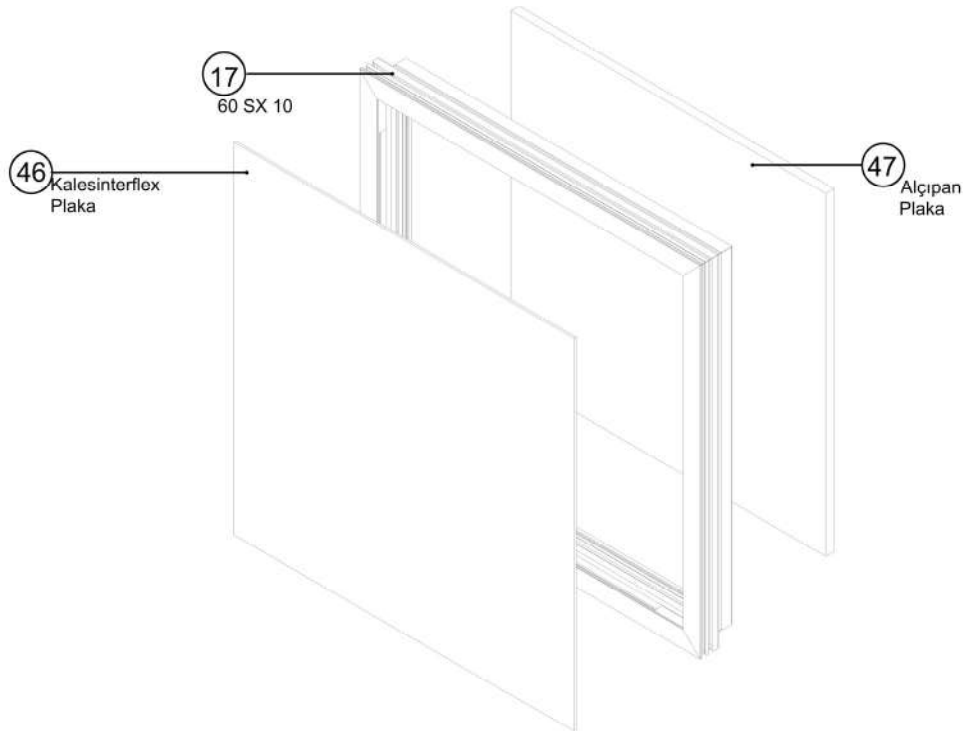


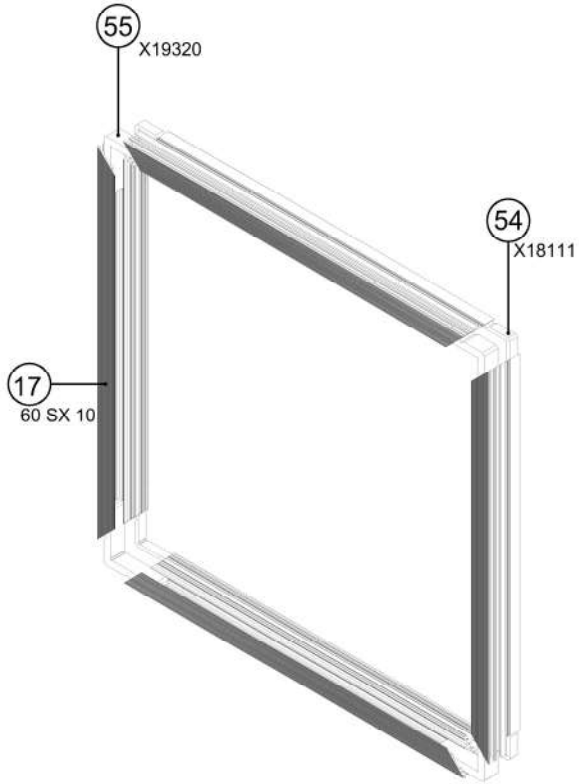
SİLİKON CEPHEDE VE KAPAKLI CEPHEDE  
DÜŞEY GRİYAJ VE YATAY GRİYAJ BİRLEŞİMİ


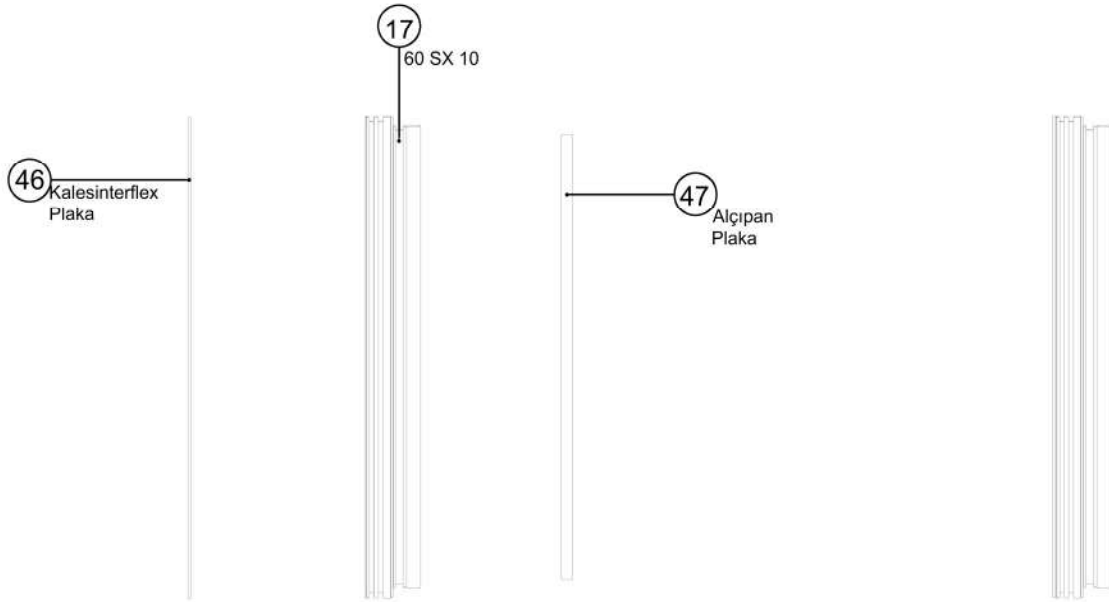


50 D 50(A)  
TAKOZ(PLS)

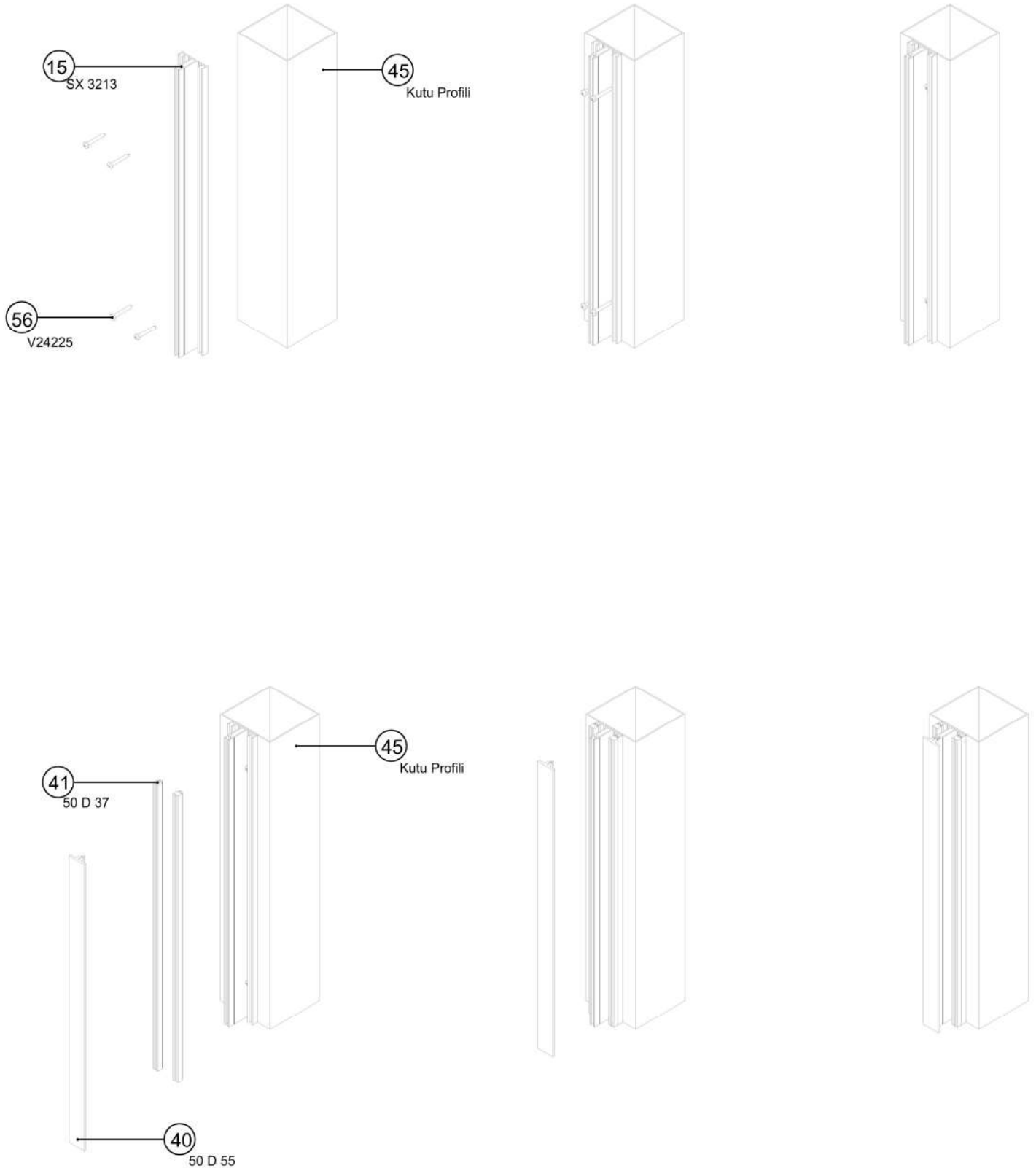


# SX FACADE



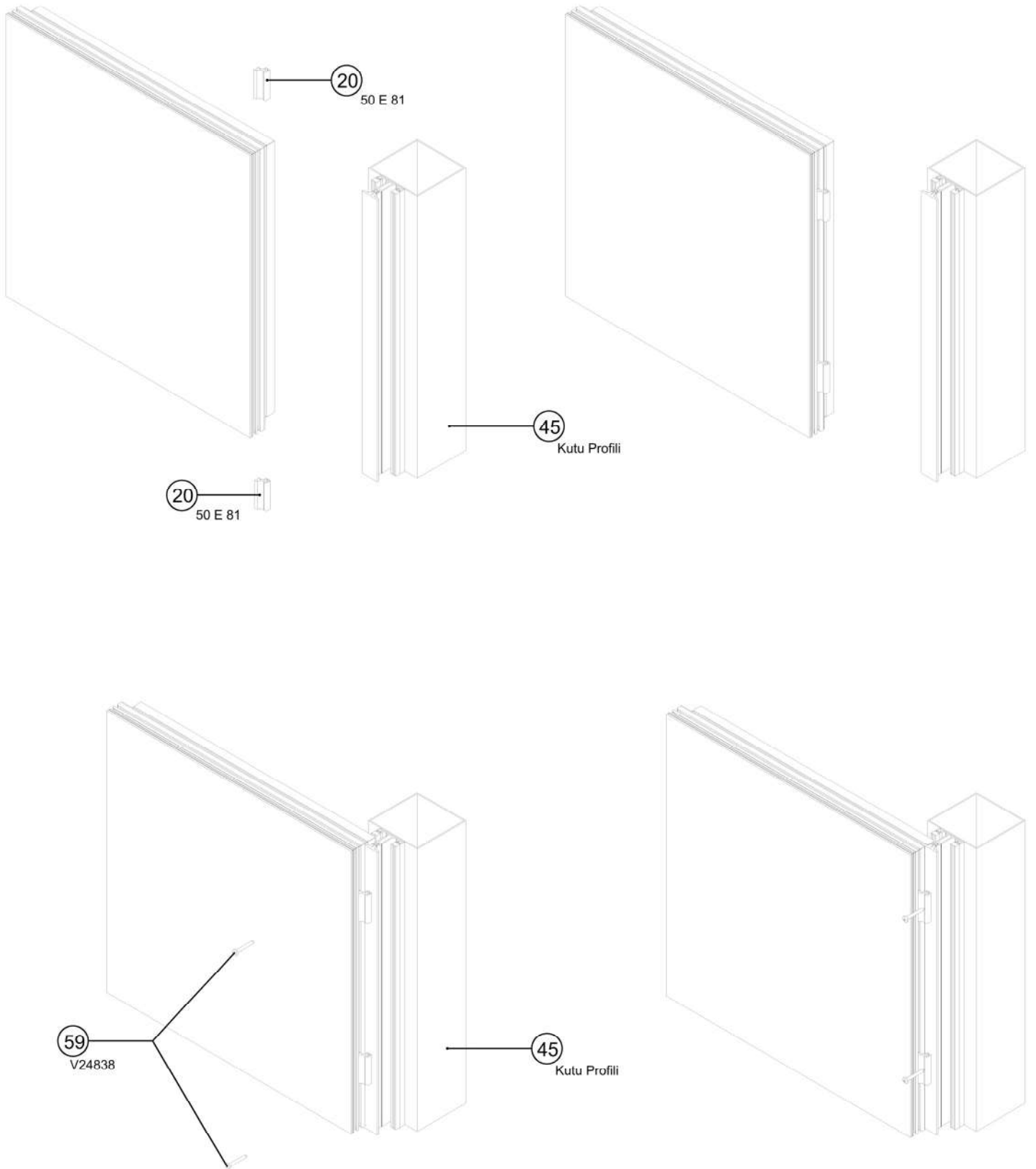


# SX FACADE





# SX FACADE



# SX FACADE

