

KATALOGDA YER ALAN AĞIRLIK BİLGİLERİ TEORİK AĞIRLIKLARDIR. PROFİL AĞIRLIKLARININ BELİRLENMESİNDE ÇUHADAROĞLU KANTAR KAYITLARI ESAS ALINACAKTIR. TEORİK VE PRATİK AĞIRLIKLAR ARASINDA  $\pm\%5$  SAPMA GÖZLENEBİLMEKTEDİR.

BU KATALOGTAKİ ÜRÜNLER ÇUHADAROĞLU BÜNYESİNDE TASARLANMIŞ ÖZGÜN FİKİR ÜRÜNLERİ OLUP TÜRK PATENT ENSTİTÜSÜ TARAFINDAN TESCİL EDİLMİŞTİR.

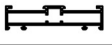






















ÜRÜNLERİMİZİN İZİNSİZ KULLANILMASI, ÜRETİLMESİ, ÇOĞALTILMASI, SATILMASI YASALARA AYKIRI DAVRANIŞ OLACAĞINDAN, BU GİBİ HAKSIZ EYLEMLERE KARŞI YASAL YAPTIRIMLAR UYGULANACAKTIR.

ÇUHADAROĞLU ALÜMİNYUM SİSTEMLERİ, SİSTEMİ OLUŞTURAN TÜM KOMPONENTLERİ İLE BİR BÜTÜNDÜR VE ÇUHADAROĞLU SİSTEM GARANTİSİ ALTINDADIR. ALÜMİNYUM SİSTEMLERİ OLUŞTURAN TAMAMLAYICI HER ÜRÜN, TEKNİK KATALOGLARDAN VE /VEYA YAZILI ONAYLARDA BELİRTİLDİĞİ GİBİ EKSİKSİZ OLMALIDIR. .AKSİ TAKTİRDE SİSTEM GARANTİSİ GEÇERLİ OLMAYACAKTIR.

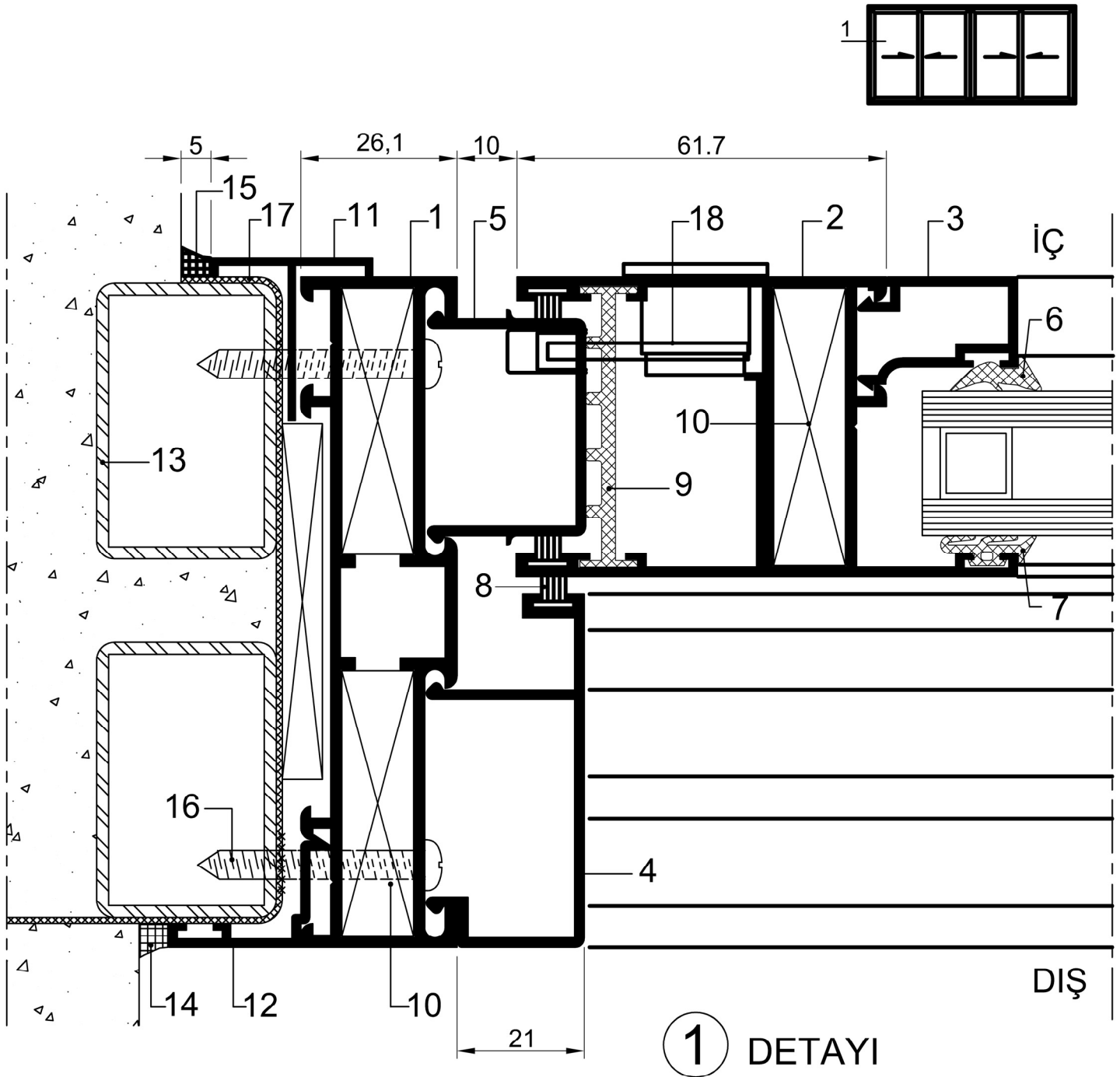
ÇUHADAROĞLU METAL SAN. VE PAZ. A.Ş.

**BASIM TARİHİ: MAYIS 2012**

# SE-Z 50

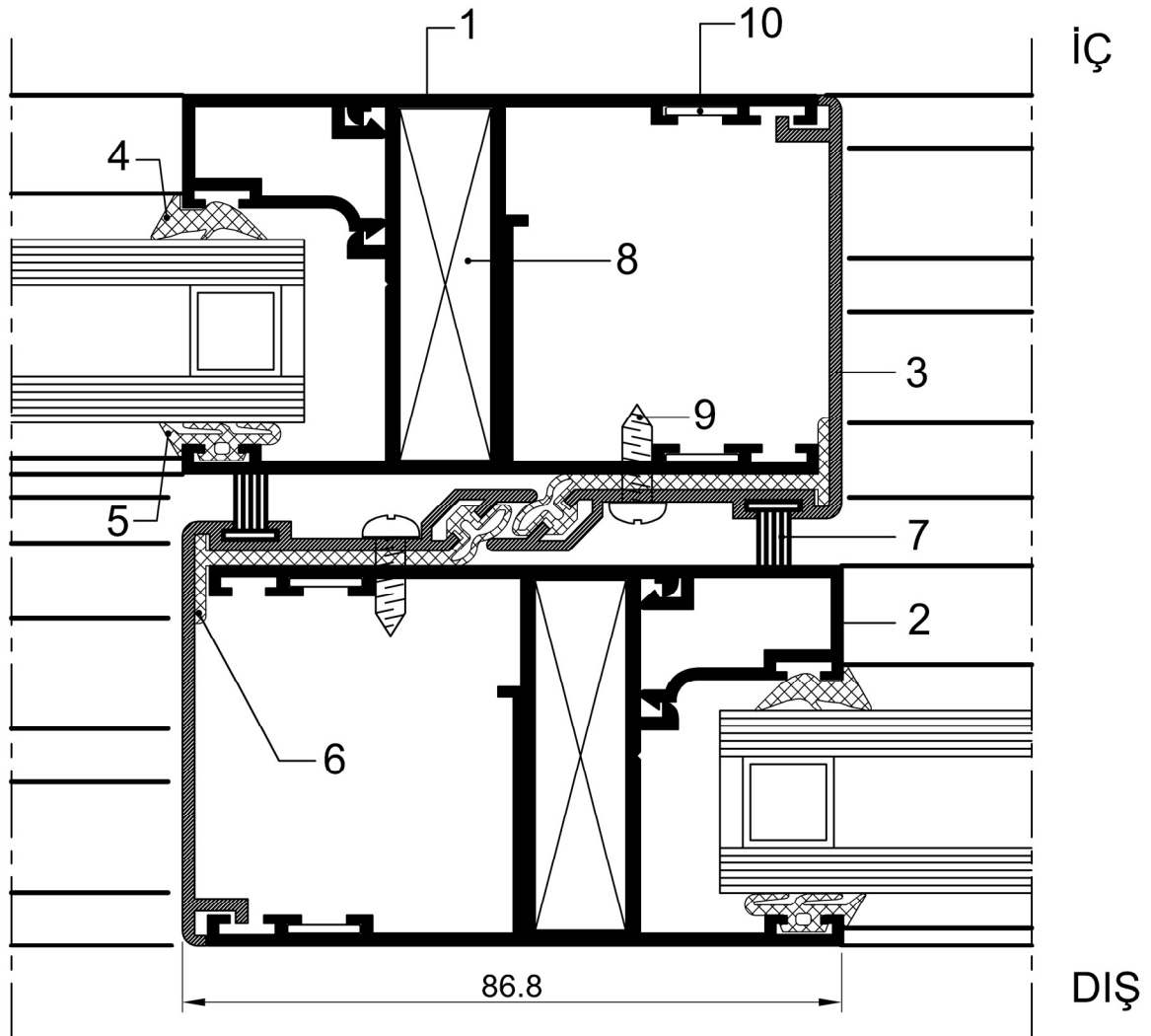
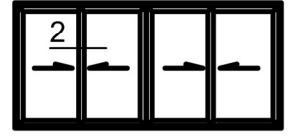
NO	PROFİL ŞEKLİ	PROFİL KODU / SİPARİŞ KODU	KALIP NO'SU	AÇIKLAMA	AĞIRLIK (kg/mt.)	SAYFA NO
1		07-2669	07-2669	Kasa Profili	1.488	2
2		07-2664	07-2664	Kanat Profili	1.265	2
3		50 E 83	00-1460	Yan Kasa Kapak Profili	0.558	3
4		50 E 84	00-1458	Yan ve Üst Kasa Kapak Profili	0.385	3
5		50 E 85	00-1459	Alt Kasa Kapak Profili	0.397	3
6		50 E 86	00-1457	Orta Kanat Bini Profili	0.526	2
7		50 E 87	00-1474	Orta Kanat Adaptör Profili	0.768	3
8		05-2306	05-2306	Ray Profili	0.160	2
9		40 E 70	99-1215	Cam Çita Profili	0.275	3
10		40 E 71	00-1386	Cam Çita Profili	0.202	3
11		40 E 72	00-1384	Cam Çita Profili	0.348	3
12		40 E 73	00-1471	Cam Çita Profili	0.310	3
13		40 E 74	00-1472	Cam Çita Profili	0.313	3
14		40 E 75	00-1473	Cam Çita Profili	0.323	3
15		40 E 76	01-1575	Cam Çita Profili	0.400	3
16		40 E 77	01-1574	Cam Çita Profili	0.388	3
17		40 E 78	01-1573	Cam Çita Profili	0.359	3
18		40 E 68	07-2606	Cam Çita Profili	0.286	3
19		3096	3096	Köşe Takoğu	4.333	3
20		40 E 88	00-1317	İç Bini Profili	0.259	3
21		92-447	92-447	İç Bini Profili	0.346	3
22		00-1322	00-1322	İç Bini Profili	0.185	3
23		40 E 86	99-1223	Damlalık Profili	0.180	2

NOT : Profil birim ağırlıkları bilgisayarda tespit edilmiş, teorik ağırlıklardır.



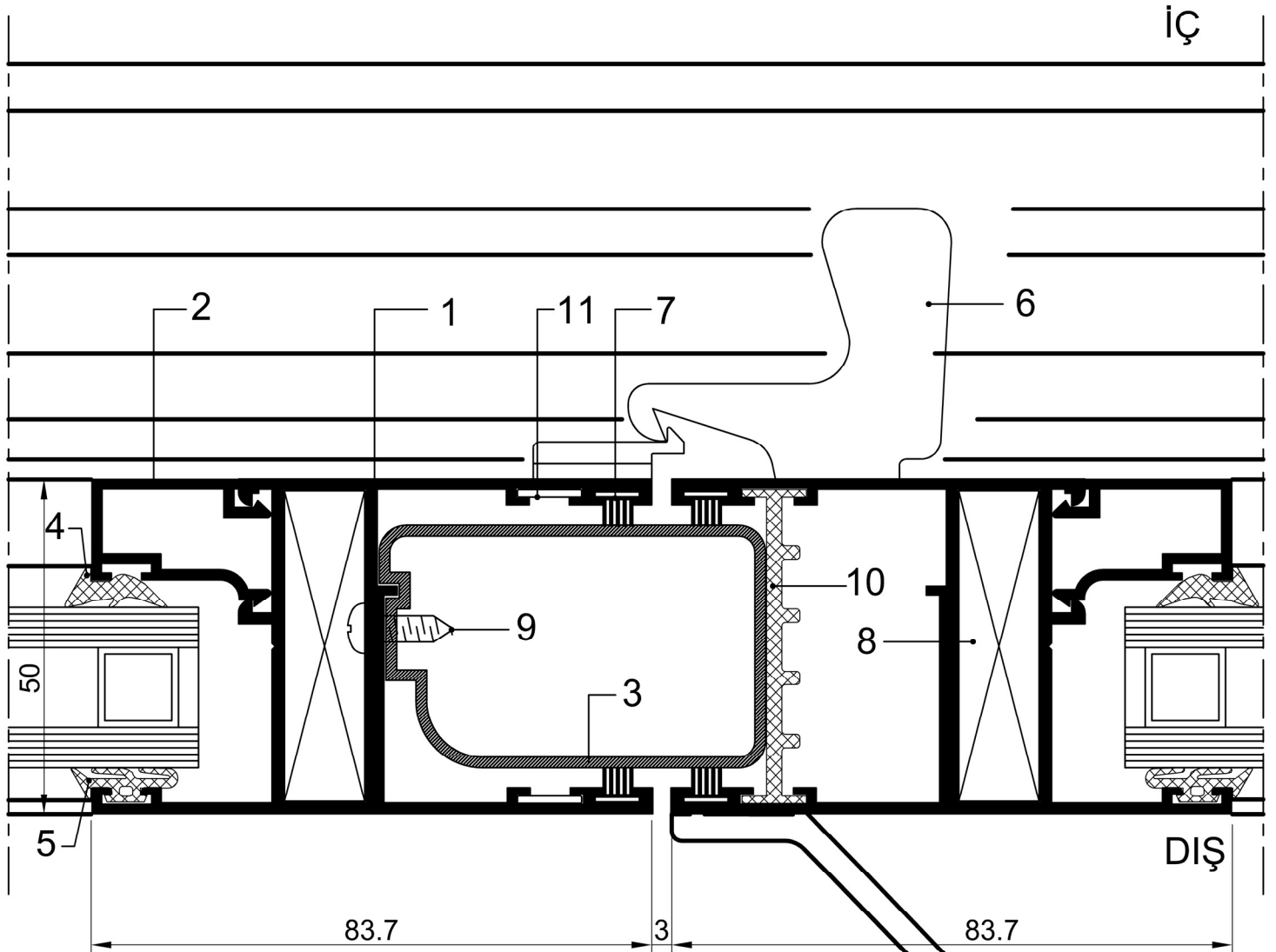
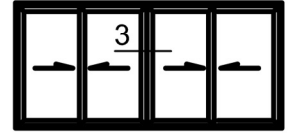
1 DETAYI

1. Kasa Profili	07-2669	10. Köşe Takoğu	3096
2. Kanat Profili	07-2664	11. İç Bini Profili	00-1322
3. Cam Çıta Profili	40 E 73	12. Cam Çıta Profili	40 E 71
4. Yan Kasa Kapak Profili	50 E 83	13. Körkasa	
5. Yan ve Üst Kasa Kapak Profili	50 E 84	14. Silikon	
6. Cam Fiteli (2077)	40 D 05	15. 602 Çekomastik (Beyaz-Kahverengi-Siyah)	
7. Cam Fiteli	40 D 02	16. Vida 4.8x38 mm (Paslanmaz)	
8. Fırça Fiteli	40 D 04	17. Yalıtım Bantı	
9. Stoper Plastikü	50 D 24	18. Havuzlu Kilit	40 D 6302-6310-6321



## ② DETAYI

1. Kanat Profili	07-2664	6. Bini Fiteli	50 D 22
2. Cam Çıta Profili	40 E 73	7. Fırça Fitel	40 D 25
3. Orta Kanat Bini Profili	50 E 86	8. Köşe Takozu	3096
4. Cam Fiteli (2077)	40 D 05	9. Vida 4.2x13 mm (Paslanmaz)	
5. Cam Fiteli	40 D 02	10. Köşe Gönyesi (Küçük)	40 D 21

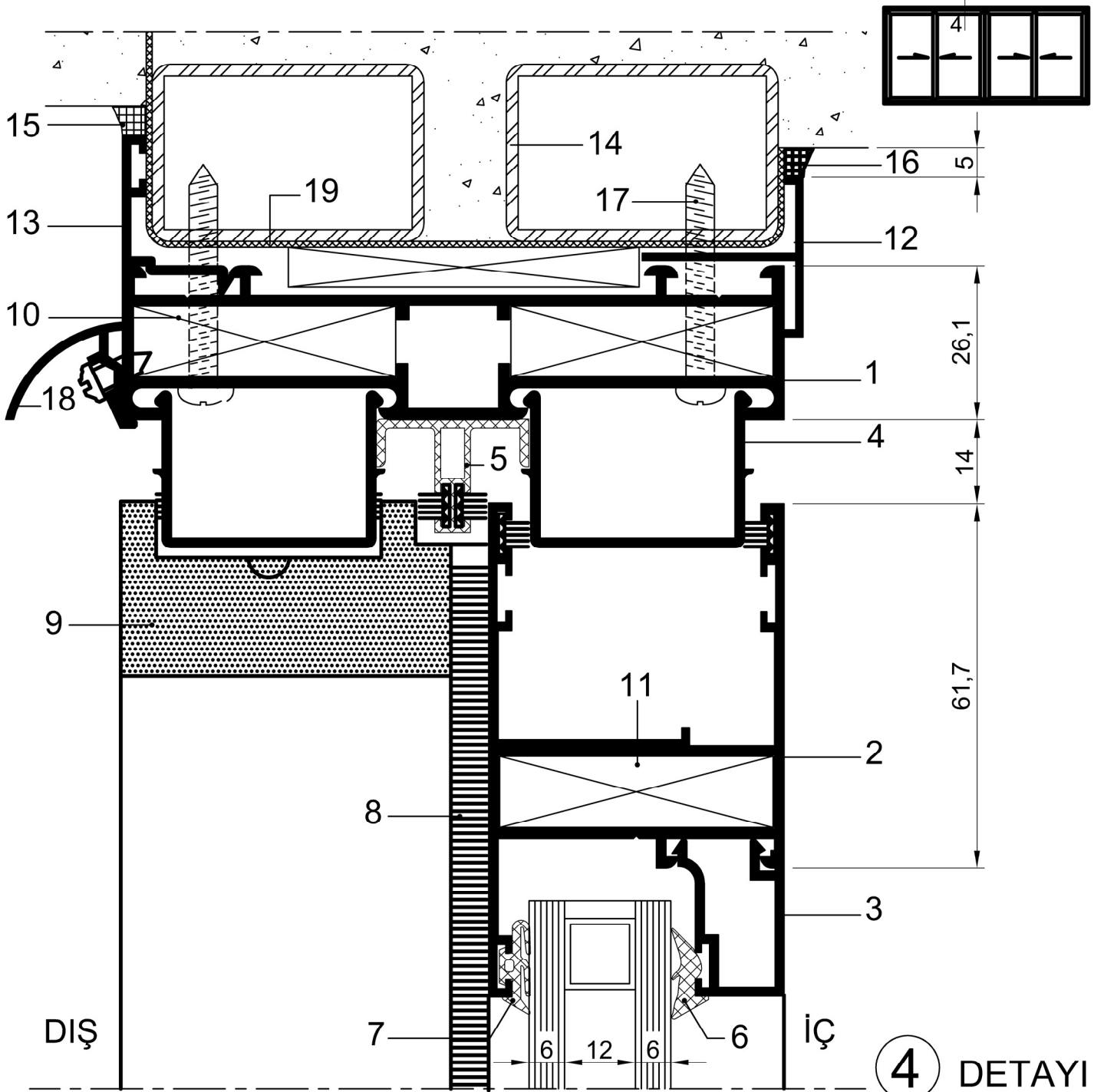


### 3 DETAYI



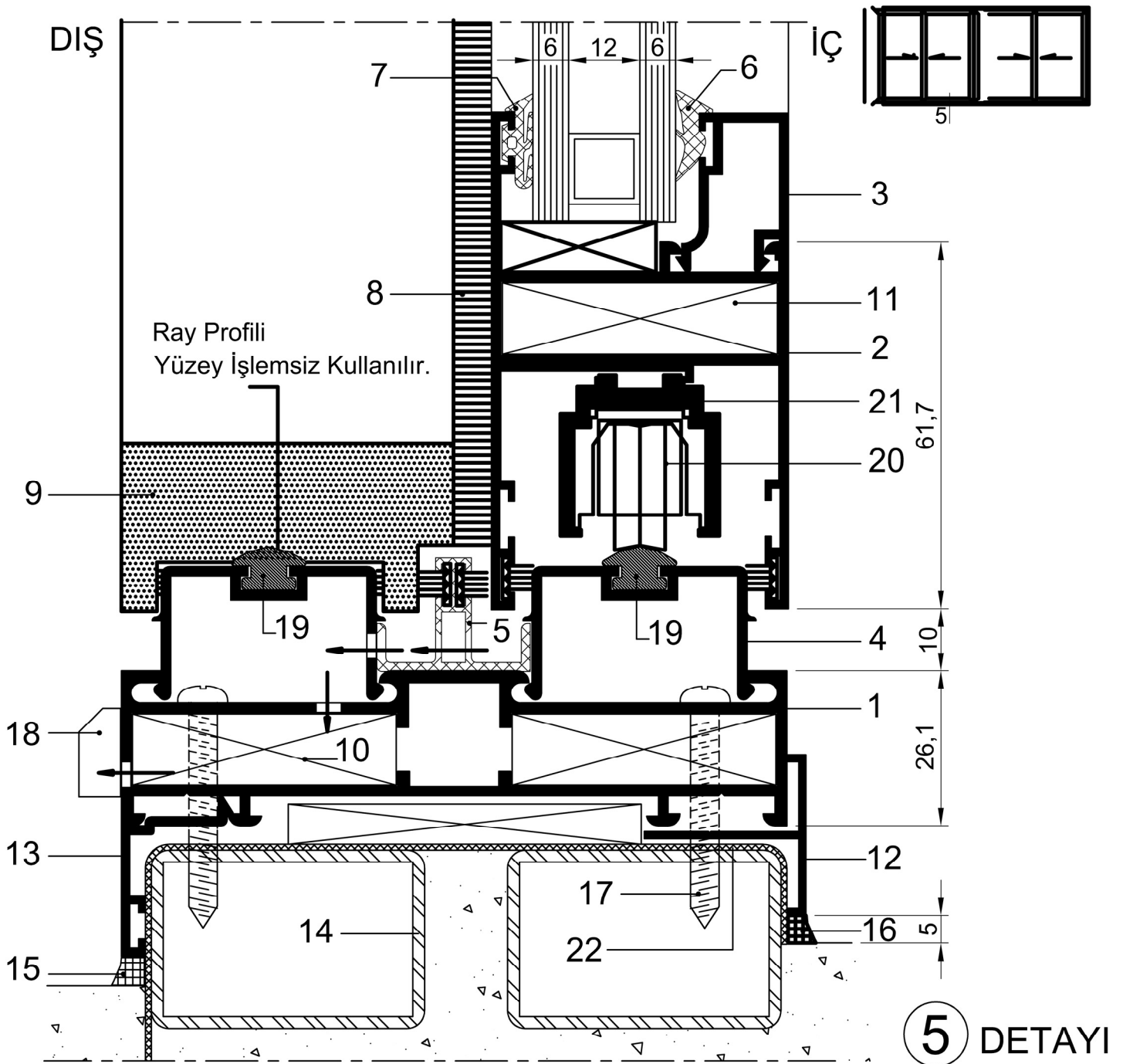
1. Kanat Profili	07-2664	7. Fırça Fital	40 D 04
2. Cam Çıta Profili	40 E 73	8. Köşe Takozu	3096
3. Orta Kanat Adaptör Profili	50 E 87	9. Vida 4.2x13 mm (Paslanmaz)	
4. Cam Fitali (2077)	40 D 05	10. Stoper Plastiği	50 D 24
5. Cam Fitali	40 D 02	11. Köşe Gönyesi (Küçük)	40 D 21
6. Klepsli Kilit	40 D 16-40 D 17		

# SE-Z 50



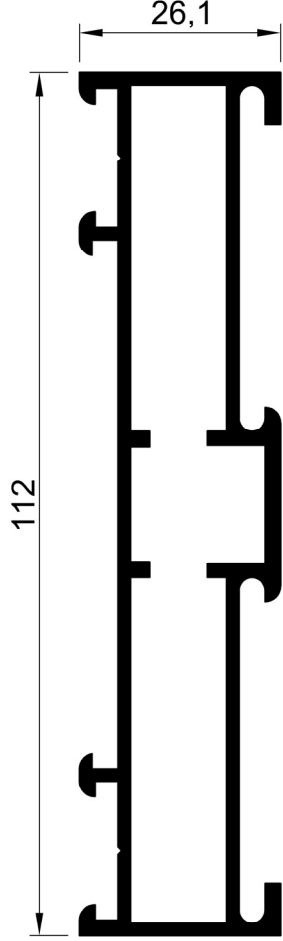
## 4 DETAYI

1. Kasa Profili	07-2669	11. Köşe Takoğu	3096
2. Kanat Profili	07-2664	12. İç Bini Profili	00-1322
3. Cam Çıta Profili	40 E 73	13. Cam Çıta Profili	40 E 71
4. Yan ve Üst Kasa Kapak Profili	50 E 84	14. Körkasa	
5. Toz Tutucu Plastiğı	40 D 12	15. Silikon	
6. Cam Fitili (2077)	40 D 05	16. 602 Çekomastik (Beyaz-Kahverengi-Siyah)	
7. Cam Fitili	40 D 02	17. Vida 4.8x38 mm (Paslanmaz)	
8. Fırça Fitil	40 D 25	18. Damlalık Profili	40 E 86
9. Plastik Tapa	50 D 25	19. Yalıtım Bantı	
10. Köşe Takoğu	3096		



1. Kasa Profili	07-2669	12. İç Bini Profili	00-1322
2. Kanat Profili	07-2664	13. Cam Çıta Profili	40 E 71
3. Cam Çıta Profili	40 E 73	14. Körkasa	
4. Alt Kasa Kapak Profili	50 E 85	15. Silikon	
5. Toz Tutucu Plastik	40 D 12	16. 602 Çekomastik (Beyaz-Kahverengi-Siyah)	
6. Cam Fiteli (2077)	40 D 05	17. Vida 4.8x38 mm (Paslanmaz)	
7. Cam Fiteli	40 D 02	18. Yağmur Tahliye Kapağı	40 D 13
8. Fırça Fital	40 D 25	19. Ray Profili	05-2306
9. Plastik Tapa	50 D 25	20. Sürme Makara (MSTR)	50 D 266
10. Köşe Takoza	3096	21. Makara Tutucusu (MSTR)	50 D 267
11. Köşe Takoza	3096	22. Yalıtım Bantı	

# SE-Z 50

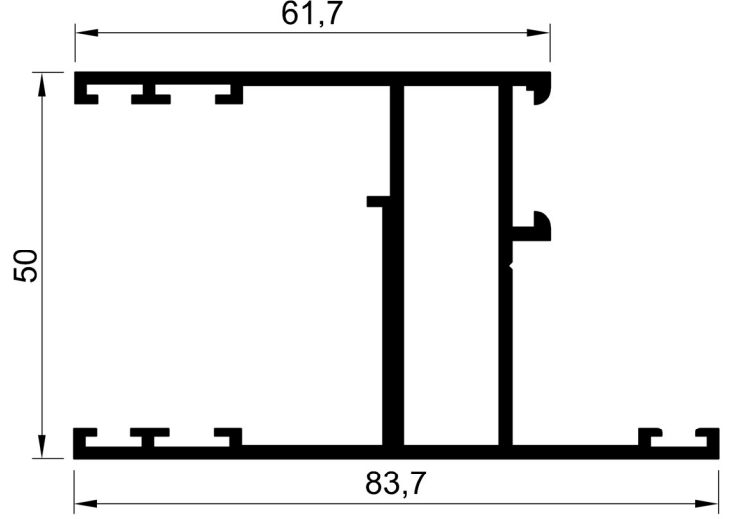


**07-2669**

AĞIRLIK : 1.488kg/mt.

JX: 341.02 cm<sup>4</sup>

JY: 8.35 cm<sup>4</sup>

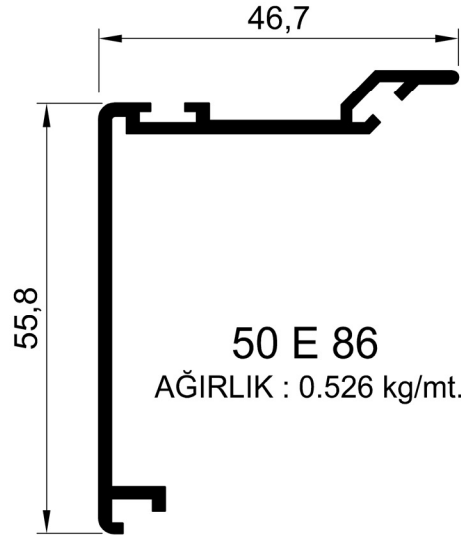


**07-2664**

AĞIRLIK : 1.265kg/mt.

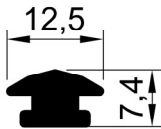
JX: 21.16 cm<sup>4</sup>

JY: 15.18 cm<sup>4</sup>



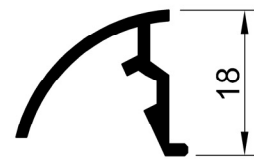
**50 E 86**

AĞIRLIK : 0.526 kg/mt.



**05-2306**

AĞIRLIK : 0.160 kg/mt

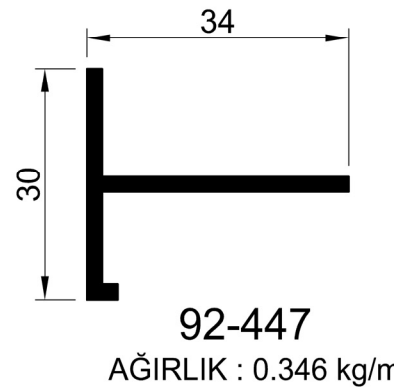
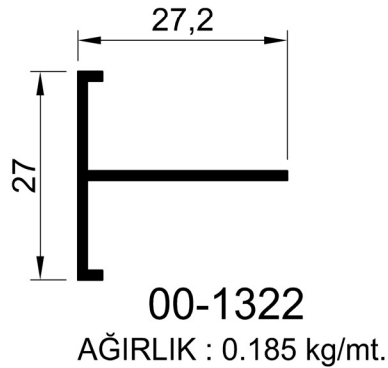
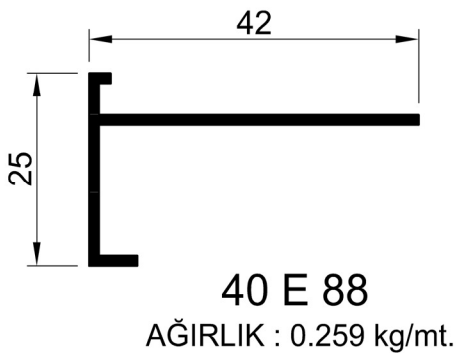
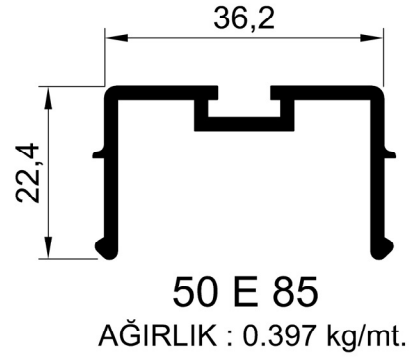
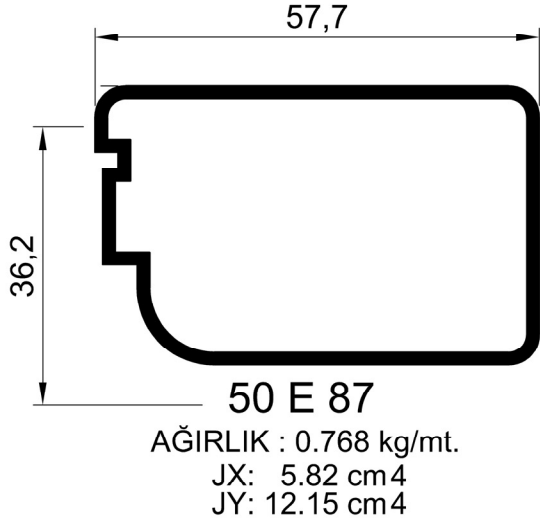
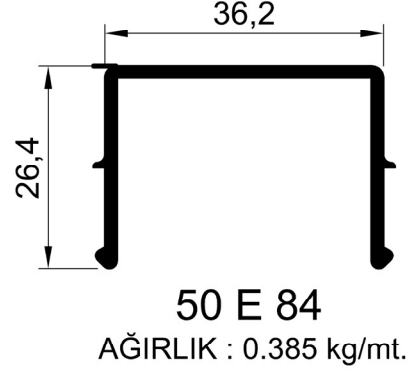
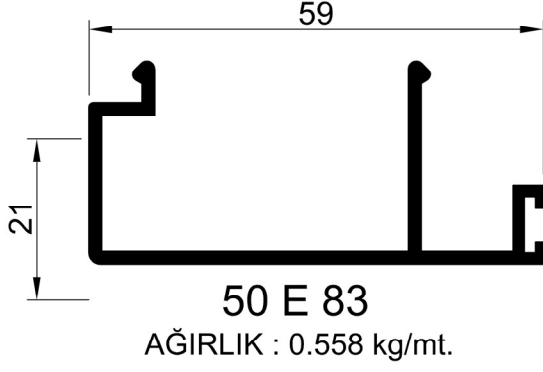


**40 E 86**

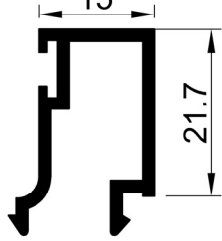
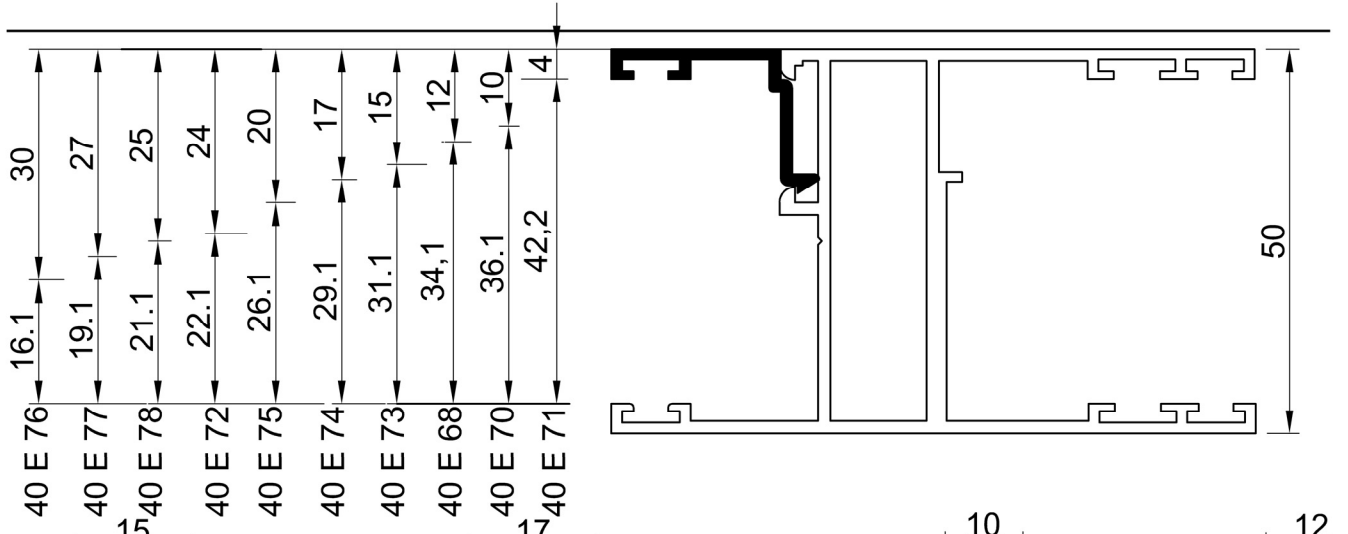
AĞIRLIK : 0.180 kg/mt.



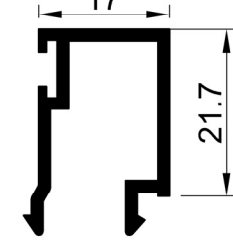
# SE-Z 50



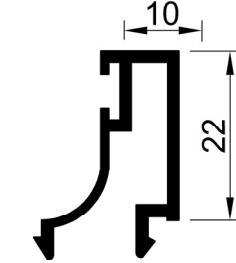
# SE-Z 50




AĞIRLIK : 0.310 kg/mt.



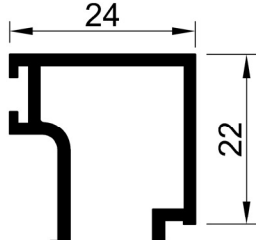
AĞIRLIK : 0.313 kg/mt.



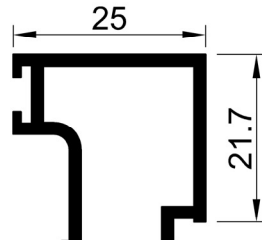
AĞIRLIK : 0.275 kg/mt.



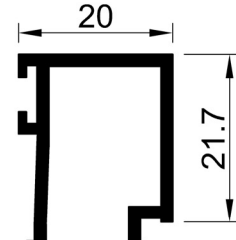
AĞIRLIK : 0.286 kg/mt.



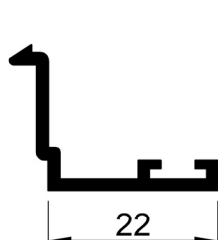
AĞIRLIK : 0.488 kg/mt.



AĞIRLIK : 0.359 kg/mt.

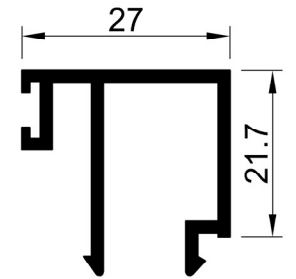


AĞIRLIK : 0.323 kg/mt.

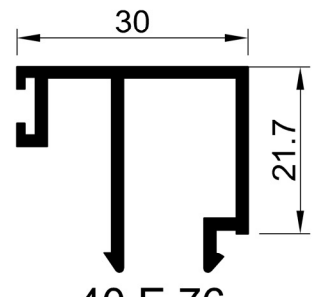


AĞIRLIK : 0.202 kg/mt.

Malzeme Kalınlığı	Çıta Profili	İç Cam Fitolu	Dış Cam Fitolu
9 mm	40 E 76	40 D 05 (4mm)	40 D 02 (3mm)
10 mm	40 E 76	40 D 03 (3mm)	40 D 02 (3mm)
12 mm	40 E 77	40 D 05 (4mm)	40 D 02 (3mm)
13 mm	40 E 77	40 D 03 (3mm)	40 D 02 (3mm)
14 mm	40 E 78	40 D 05 (4mm)	40 D 02 (3mm)
15 mm	40 E 72	40 D 05 (4mm)	40 D 02 (3mm)
16 mm	40 E 72	40 D 03 (3mm)	40 D 02 (3mm)
19 mm	40 E 75	40 D 05 (4mm)	40 D 02 (3mm)
20 mm	40 E 75	40 D 03 (3mm)	40 D 02 (3mm)
24 mm	40 E 73	40 D 05 (4mm)	40 D 02 (3mm)
25 mm	40 E 73	40 D 03 (3mm)	40 D 02 (3mm)
28 mm	40 E 70	40 D 05 (4mm)	40 D 02 (3mm)
29 mm - 30 mm	40 E 70	40 D 03 (3mm)	40 D 02 (3mm)
34 mm	40 E 71	40 D 05 (4mm)	40 D 02 (3mm)
35 mm	40 E 71	40 D 05 (4mm)	40 D 02 (3mm)
36 mm	40 E 71	40 D 03 (3mm)	40 D 02 (3mm)



AĞIRLIK : 0.388 kg/mt.




AĞIRLIK : 0.388 kg/mt.

# SE-Z 50




40 D 6310  
HAVUZLU  
KİLİT KAPAĞI



40 D 6312  
KİLİTLİ KONFOR  
D KOL (MSTR)




40 D 6318  
ANAHTARLI  
KOL (MSTR)



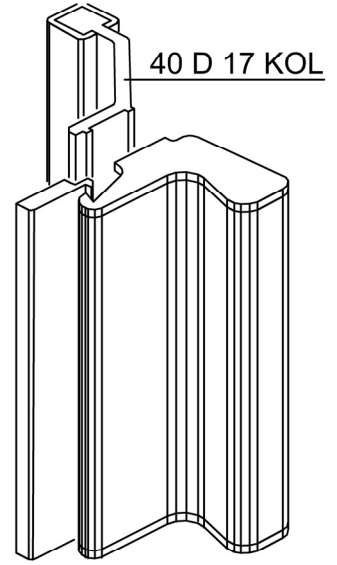
40 D 6316  
KİLİTLİ  
BADEM KOL  
(MSTR)




40 D 6317  
KİLİTSİZ  
BADEM KOL  
(MSTR)



40 D 6321  
KİLİT  
KARŞILIĞI+DİL  
(MSTR)

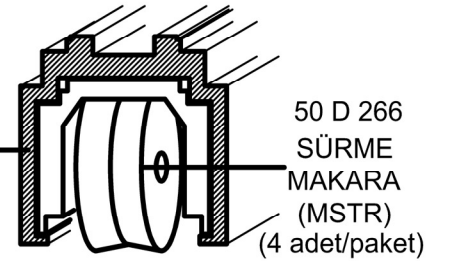


40 D 16  
KLEPSLİ KİLİT Ö:1/2  
(adet)



40 D 6302  
SÜRME KİLİT  
İÇ MEKANİZMA  
(MSTR)

50 D 267  
MAKARA TUTUCUSU  
(MSTR)  
(4 adet/paket)



50 D 266  
SÜRME  
MAKARA  
(MSTR)  
(4 adet/paket)

NOT : SÜRME DOĞRAMA KOLLARI SADECE  
SİYAH VE NATUREL RENKTE SİPARİŞ VERİLEBİLİR.

# SE-Z 50



40 D 05 2077  
CAM FİTİLİ  
(200 mt/koli)



40 D 03 2009-A  
CAM FİTİLİ  
(200 mt/koli)



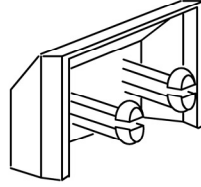
40 D 02  
CAM FİTİLİ  
(200 mt/koli)




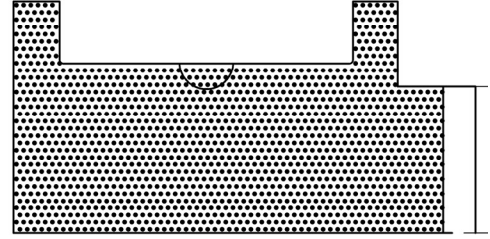
HY18  
CAM FİTİLİ  
(50 mt/koli)



50 D 22  
BİNİ FİTİLİ  
(50 mt/koli)



40 D 13  
YAĞMUR TAHLİYE KAPAĞI  
(100 adet/paket)



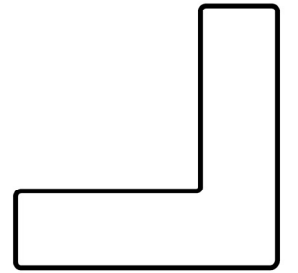
50 D 25  
TAPA (PLS)  
(10 adet/paket)



50 D 24  
STOPER PLASTİĞİ  
(3 mt)



40 D 12  
TOZ TUTUCU PLASTİĞİ  
(3 mt)



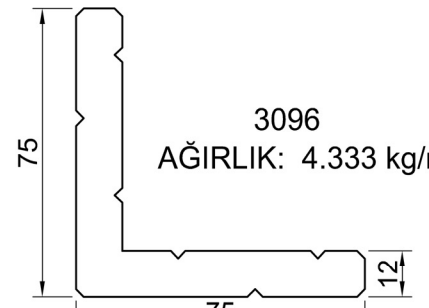
40 D 21  
KÖŞE GÖNYESİ (KÜÇÜK)  
(50 adet/paket)



40 D 04  
6,7-550 WF  
FIRÇA FİTİLİ  
(mt)



40 D 25  
6,7-1000 WF  
FIRÇA FİTİLİ  
(mt)



3096  
AĞIRLIK: 4.333 kg/mt.