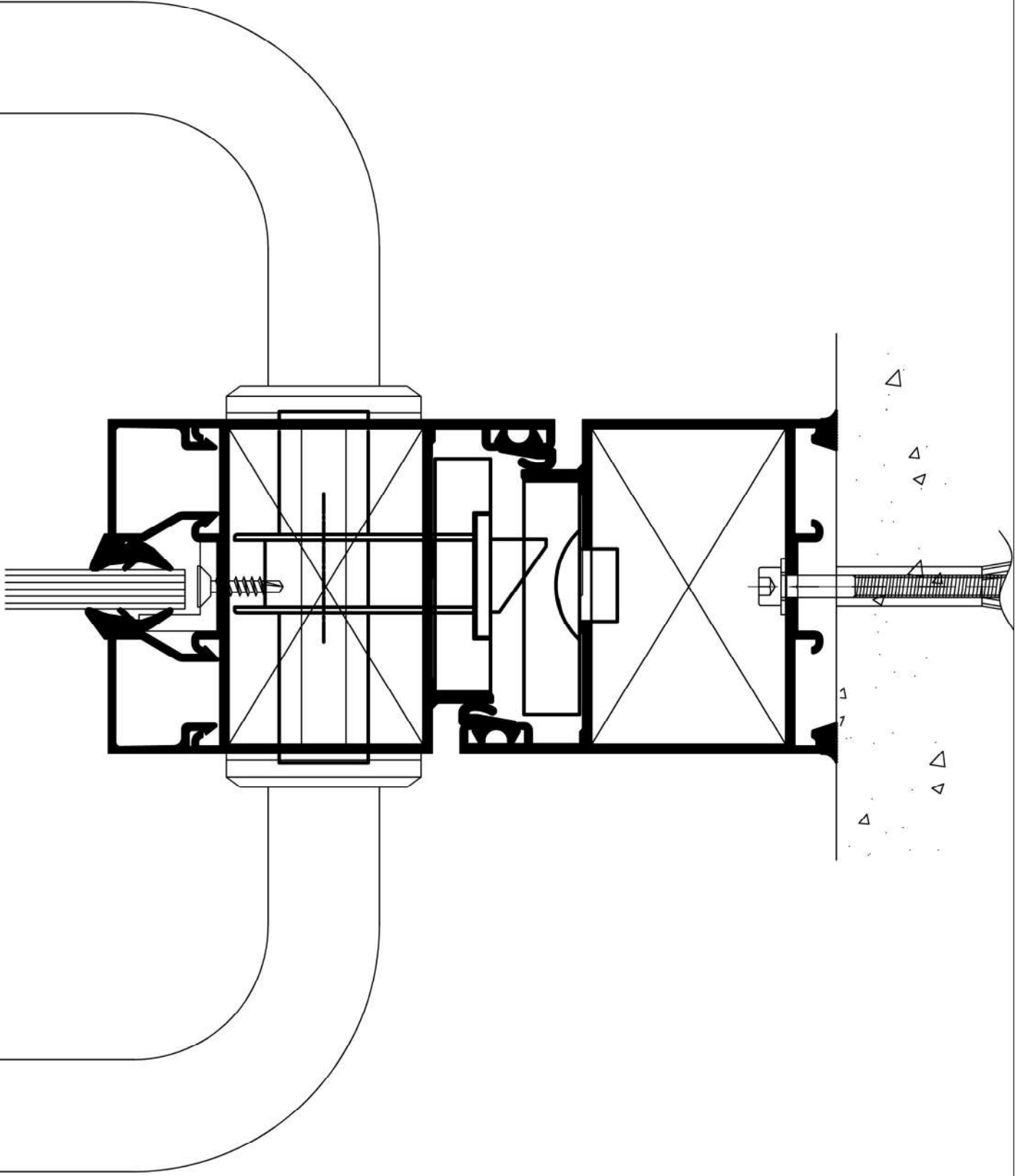


ECO 60



KATALOGDA YER ALAN AĞIRLIK BİLGİLERİ TEORİK AĞIRLIKLARDIR. PROFİL AĞIRLIKLARININ BELİRLENMESİNDE ÇUHADAROĞLU KANTAR KAYITLARI ESAS ALINACAKTIR. TEORİK VE PRATİK AĞIRLIKLAR ARASINDA $\pm\%5$ SAPMA GÖZLENEBİLMEKTEDİR.

BU KATALOGTAKİ ÜRÜNLER ÇUHADAROĞLU BÜNYESİNDE TASARLANMIŞ ÖZGÜN FİKİR ÜRÜNLERİ OLUP TÜRK PATENT ENSTİTÜSÜ TARAFINDAN TESCİL EDİLMİŞTİR.

ÜRÜNLERİMİZİN İZİNSİZ KULLANILMASI, ÜRETİLMESİ, ÇOĞALTILMASI, SATILMASI YASALARA AYKIRI DAVRANIŞ OLACAĞINDAN, BU GİBİ HAKSIZ EYLEMLERE KARŞI YASAL YAPTIRIMLAR UYGULANACAKTIR.

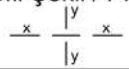





















ÇUHADAROĞLU ALÜMİNYUM SİSTEMLERİ, SİSTEMİ OLUŞTURAN TÜM KOMPONENTLERİ İLE BİR BÜTÜNDÜR VE ÇUHADAROĞLU SİSTEM GARANTİSİ ALTINDADIR. ALÜMİNYUM SİSTEMLERİ OLUŞTURAN TAMAMLAYICI HER ÜRÜN, TEKNİK KATALOGLARDA VE /VEYA YAZILI ONAYLARDA BELİRTİLDİĞİ GİBİ EKSİKSİZ OLMALIDIR. .AKSİ TAKTİRDE SİSTEM GARANTİSİ GEÇERLİ OLMAYACAKTIR.

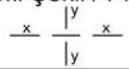








ÇUHADAROĞLU METAL SAN. VE PAZ. A.Ş.

BASIM TARİHİ: AĞUSTOS 2011

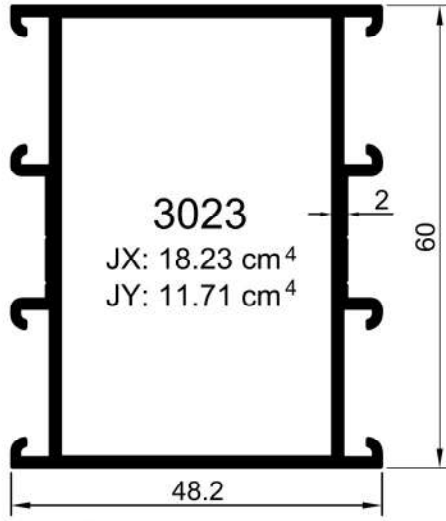
Isı Yalıtımsız Kapı ve Vitrin Sistemleri
Non-Insulated Door and Entrance Systems

	Sayfa		Page
İÇİNDEKİLER	1	<i>CONTENTS</i>	1
1. Profil Listesi	2	<i>1. List Of Profiles</i>	2
2. Profiller	4	<i>2. Profiles</i>	4
3. Köşe Takozları ve Adaptörler	7	<i>4. Corner Cleats and Adapters</i>	7
5. Aksesuarlar	8	<i>5. Accessories</i>	8
6. Camlama Seçenekleri	10	<i>6. Glazing Options</i>	10
7. Kesit Çizimleri	11	<i>7. Section Drawings</i>	11
7.1 Kapı	11	<i>7.1 Door</i>	11
7.2 Pencere	21	<i>7.2 Window</i>	21
8. Açılı Dönüşler	30	<i>8. Curved Profiles</i>	30
9. Aksesuar Listesi	34	<i>9. List Of Accessory</i>	34

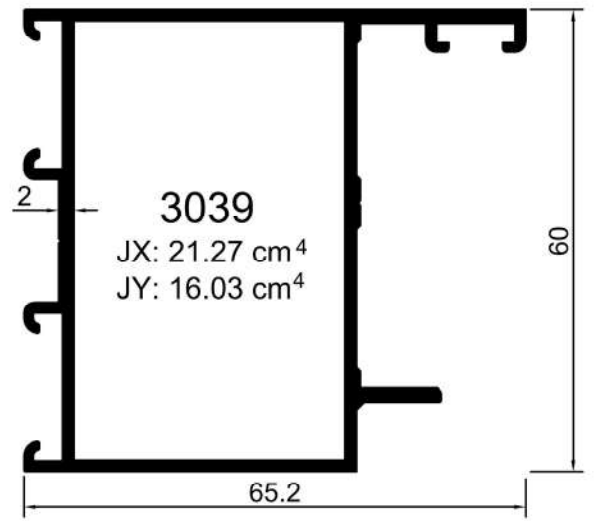
Profil Şekli / Profile 	Kodu / Code	Profil Adı / Name	Atalet Momentleri Moments of Inertia		Sayfa No Page
			J _x (cm ⁴)	J _y (cm ⁴)	
① 	3023	Kayıt Profili Transom-Mullion Profile	18,23	11,71	4
② 	3039	Kasa & Kanat Profili Vent and Frame Profile	21,27	16,03	4
③ 	3025	Kayıt Profili Transom-Mullion Profile	29,53	60,22	4
④ 	3024	Kayıt Profili Transom-Mullion Profile	10,53	0,66	4
⑤ 	3038	Adaptör Profili Adapter Profile	-	-	4
⑥ 	3021	Ek Kulak Profili Supplementary Profile	-	-	4
⑦ 	99-1035	Takviyeli Kayıt Profili Reinforced Mullion Profile	153,20	31,07	5
⑧ 	3022	Etek Profili Bottom Rail Profile	126,76	41,20	5
⑨ 	00-1328	Adaptör Profili Adapter Profile	-	-	5
⑩ 	88-023	Çarpma Kapı Adaptör Profili Adapter Profile	-	-	5
⑪ 	88-024	Çarpma Kapı Adaptör Profili Adapter Profile	-	-	5
⑫ 	00-1327	Adaptör Profili Adapter Profile	-	-	5
⑬ 	3020	Çektirme Profili T Cleat	-	-	4
⑭ 	99-1034	115° Köşe Dönüş Profili 115° Joint Profile	61,09	44,37	6
⑮ 	94-600	135° Köşe Dönüş Profili 135° Joint Profile	16,81	11,06	6
⑯ 	92-436	90° Köşe Dönüş Profili 90° Joint Profile	25,28	25,28	6
⑰ 	04-2179	Takviye Profili Reinforcement Profile	-	-	6
⑱ 	07-2703	Takviye Profili Reinforcement Profile	-	-	6
⑲ 	04-2178	Takviye Profili Kapağı Cover of the Reinforcement Profile	-	-	6
⑳ 	04-2115	Tij Profili Push Rod Profile	-	-	6
㉑ 	3101	Cam Çıtası Profili Glazing Bead	-	-	6

	Profil Şekli / Profile 	Kodu / Code	Profil Adı / Name	Atalet Momentleri Moments of Inertia		Sayfa No Page
				J _x (cm ⁴)	J _y (cm ⁴)	
22		3102	Cam Çıtası Profili Glazing Bead	-	-	6
23		3111	Cam Çıtası Profili Glazing Bead	-	-	-
24		3108	Cam Çıtası Profili Glazing Bead	-	-	-
25		88-010	Cam Çıtası Profili Glazing Bead	-	-	-
26		3094	Köşe Takoğu Corner Cleat	-	-	7
27		00-1329	ECO 60 tan C50 ye Geçiş Profili Connection Profile for ECO60 and C50	-	-	-
28		99-1039	Pencere Kanat Profili Window Vent Profile	-	-	-
29		3092	Köşe Takoğu Corner Cleat	-	-	-

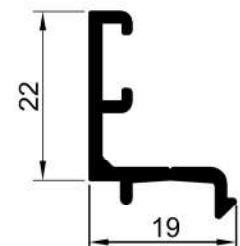
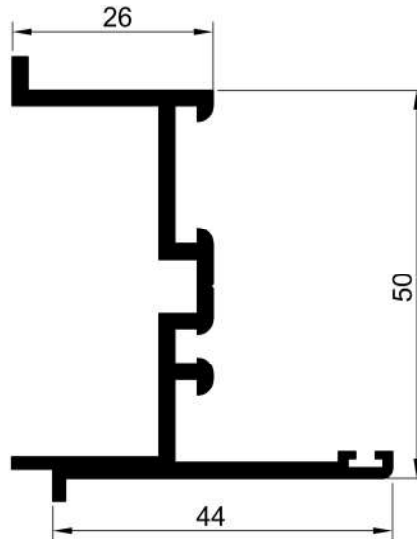
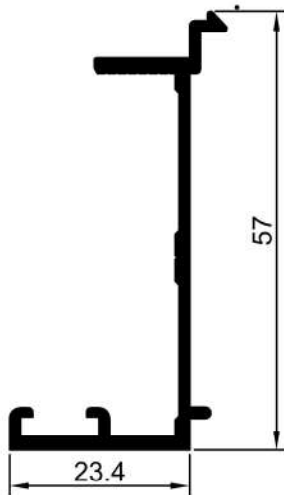
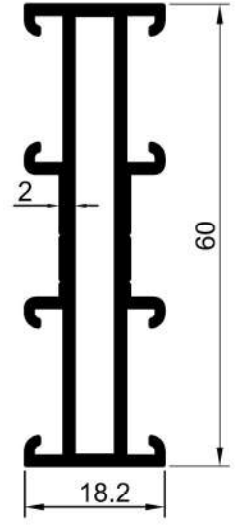
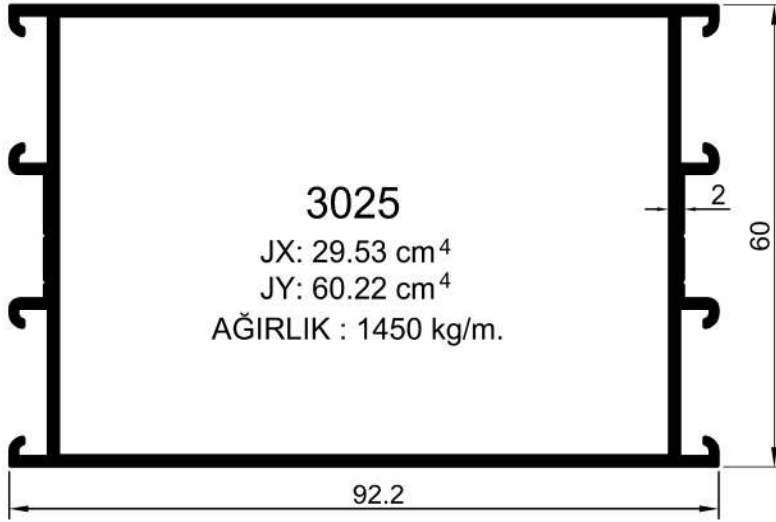
Profiller
Profiles



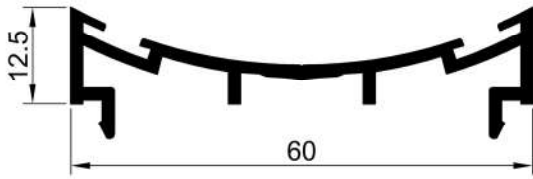
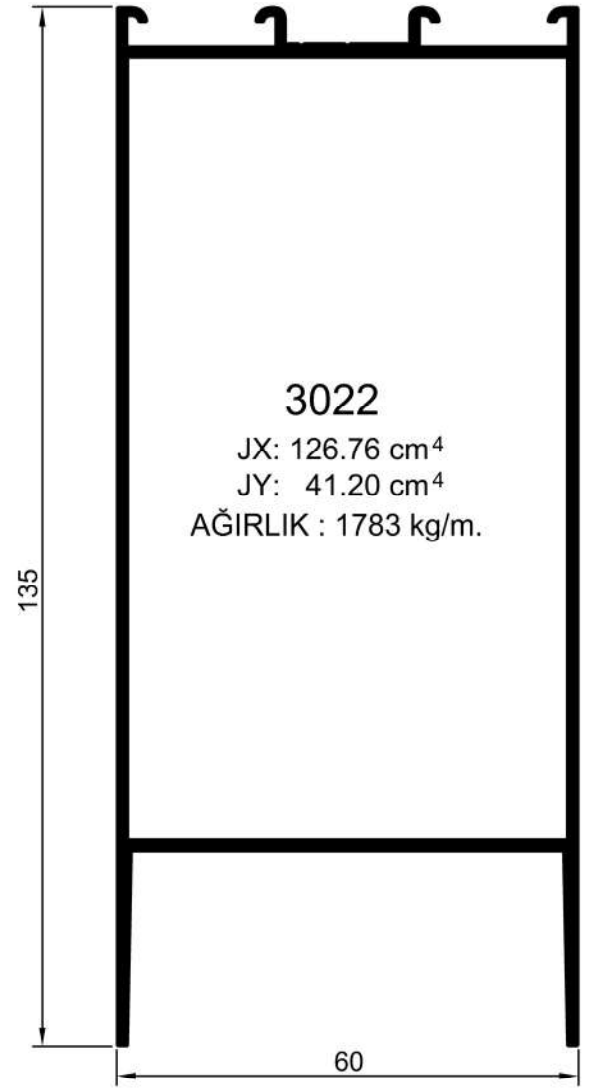
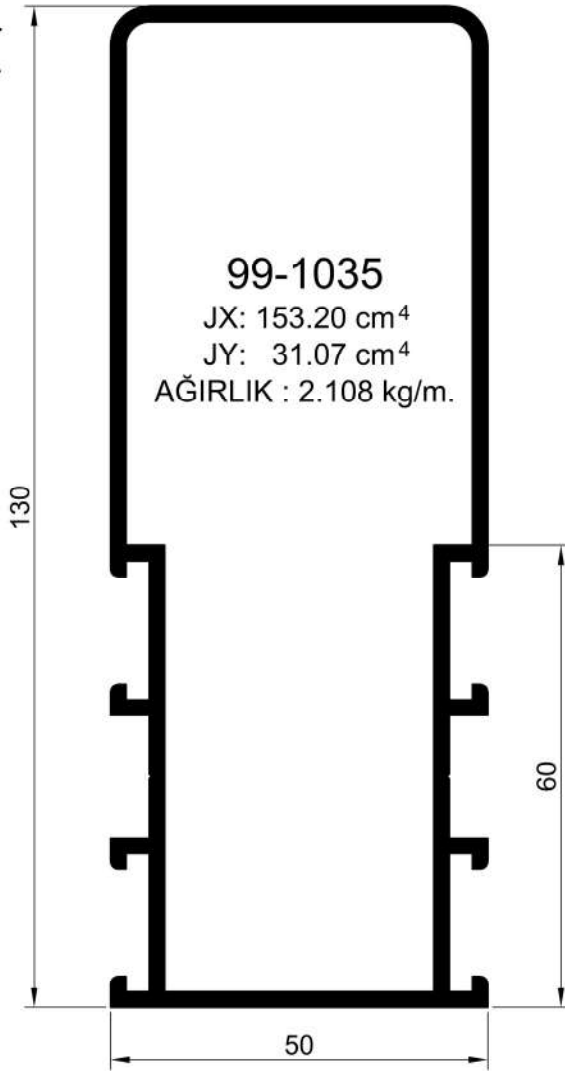
AĞIRLIK : 1.077 kg/m.



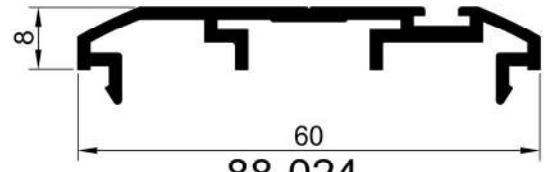
AĞIRLIK : 1.172 kg/m.



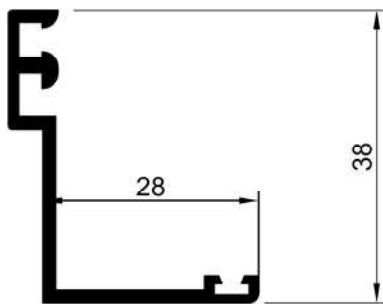
Profiller
Profiles



88-023
AĞIRLIK : 0.467 kg/m.



88-024
AĞIRLIK : 0.463 kg/m.



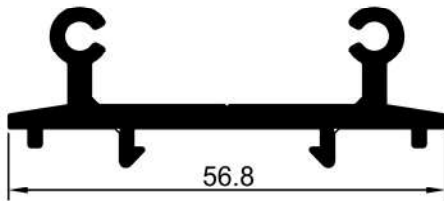
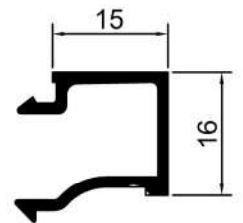
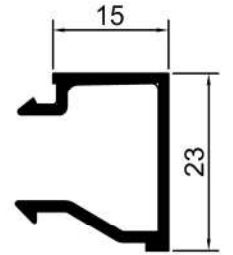
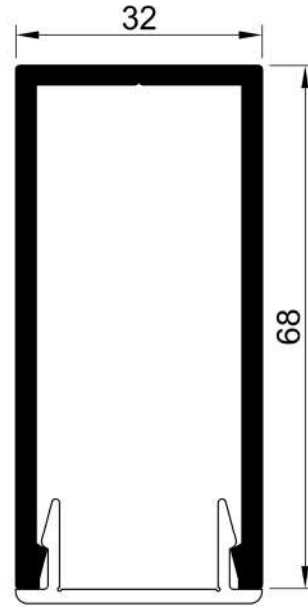
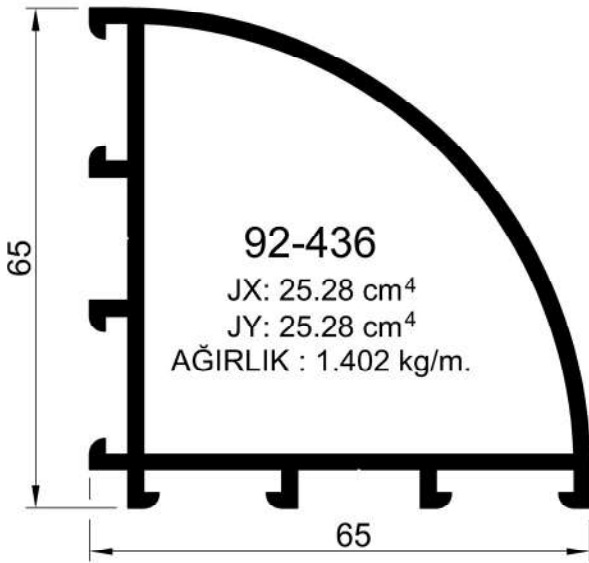
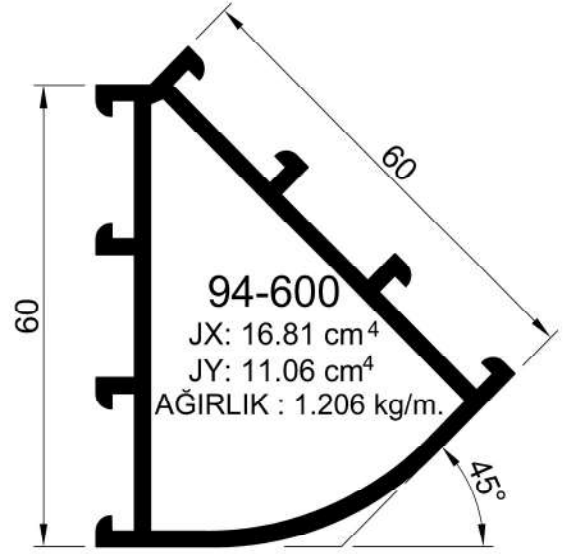
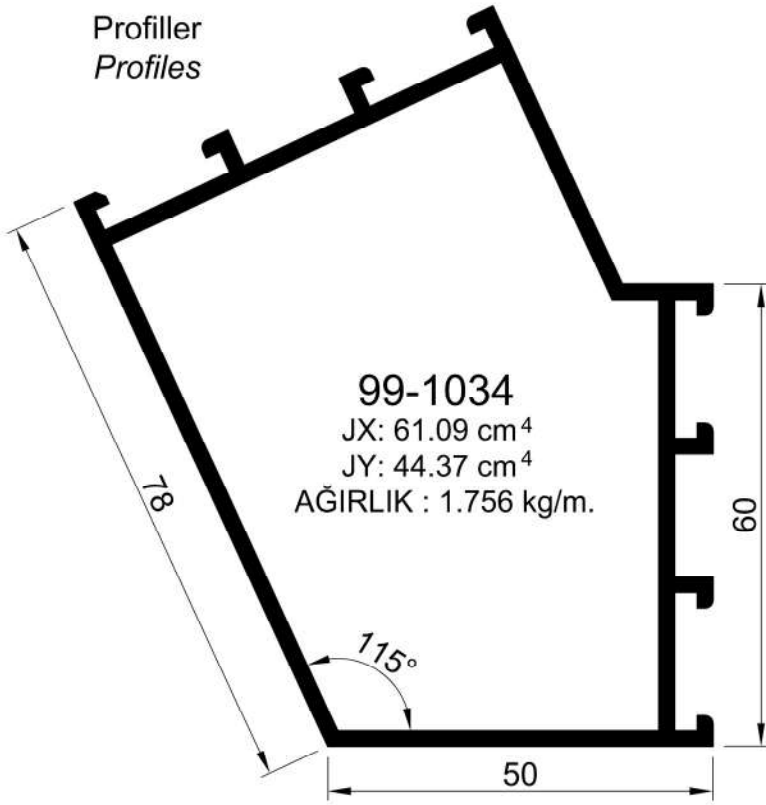
00-1328
AĞIRLIK : 0.357 kg/m.



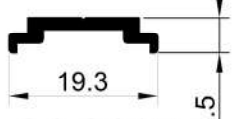
00-1327
AĞIRLIK : 0.697 kg/m.

ECO 60

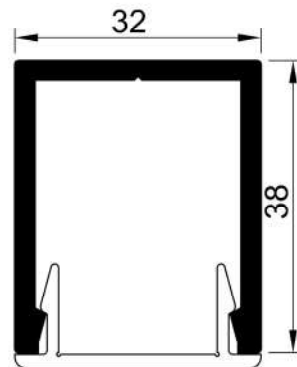
Profiller
Profiles



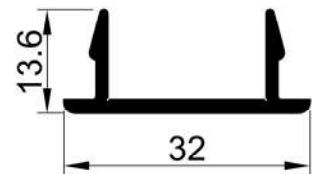
3020
AĞIRLIK : 0.480 kg/m.



04-2115
AĞIRLIK : 0.099 kg/m

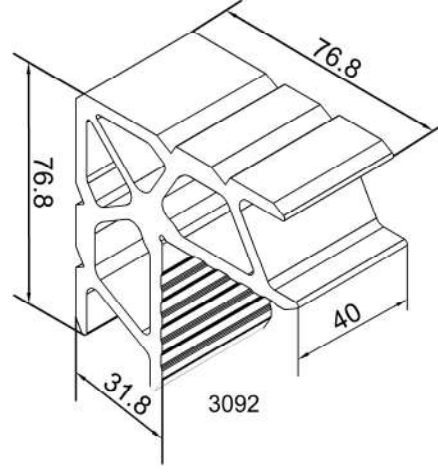
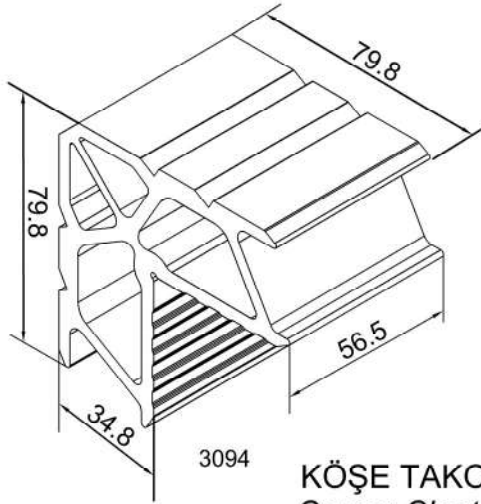


07-2703
AĞIRLIK : 0.763 kg/m.



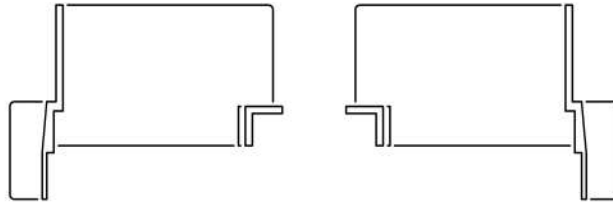
04-2178
AĞIRLIK : 0.255 kg/m.

Köşe Takozu ve Adaptörler
Corner Cleat and Adapters

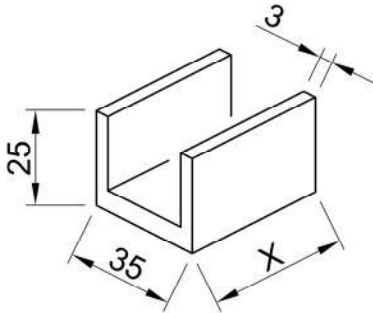


KÖŞE TAKOZLARI
Corner Cleat

Köşe Takozu	Kesim Boyu	Kullanım Yeri
3094	56.5 mm	3023 3039
3092	40 mm	1039

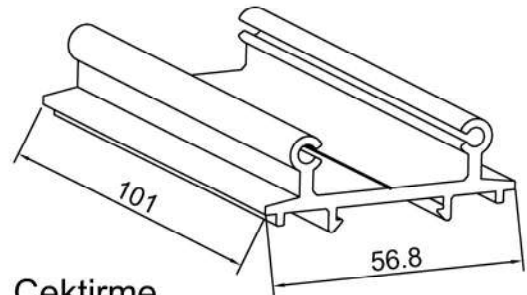


40 D 93 ECO60 ADAPTÖR TAKIMI (SAĞ - SOL)
ECO 60 Adapter Kit (LEFT-RIGHT)



U BAĞLANTI
T Cleat

U Bağlantı Profil No:	Kesim Boyu (X)	Kullanım Yeri
89-146	56.5 mm	3023

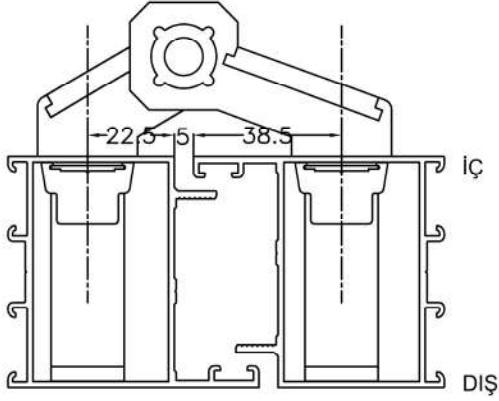


Çektirme
T Cleat

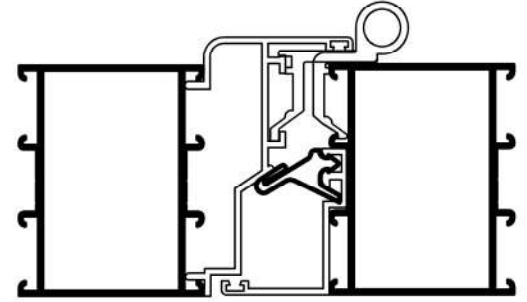
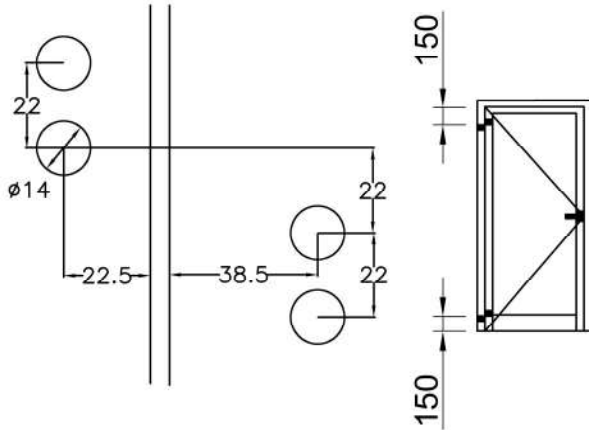
U Bağlantı Profil No:	Kesim Boyu (X)	Kullanım Yeri
3020	101 mm	3022
3020	35 mm	3023

ECO 60


Aksesuarlar Accessories



M 12 MENTEŞE (Hinge)
4 Adet / Paket
4 Piece / Pocket



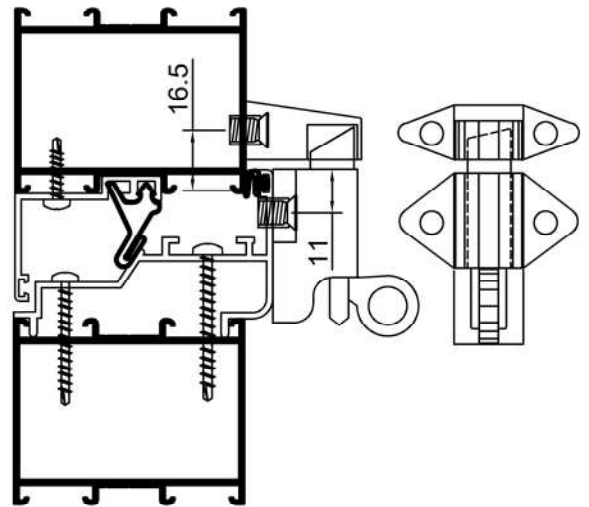
40 D 22 MENTEŞE (Hinge)
4 Adet / Paket
4 Piece / Pocket



52-111
ÇARPMA KAPI MENTEŞE
(Both Side Opening Hinge)
1 Adet / Paket
1 Piece / Pocket



40 D 26 VASİSTAS MAKAS 13cm
40 D 18 VASİSTAS MAKAS 22cm
40 D 45 VASİSTAS MAKAS 30cm
(Friction Hinge)
10 Adet / Paket
10 Piece / Pocket

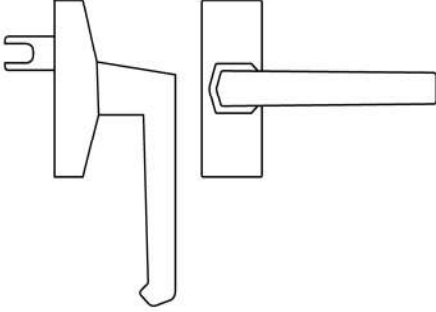


40 D 19 ÇARPMA KOL (HAM)
(Handle for bottom hung window)

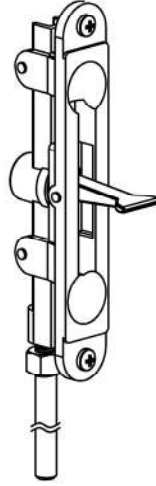
1 Adet / Paket
1 Piece / Pocket

ECO 60

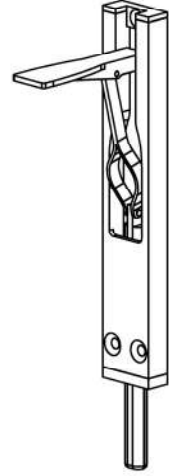
Aksesuarlar Accessories



381-590 İSPANYOLET KOL (KD)
(Espagnolete Handle)
1 Adet / Paket
1 Piece / Pocket



GÖMME SÜRGÜ KROMAJLI
(Flush Bolt)
1 Adet / Paket
1 Piece / Pocket



**40 D 53
ÜSTTEN MONTAJ SÜRGÜ**
(Flush Bolt)
1 Adet / Paket
1 Piece / Pocket



**40 D 7002
DİLLİ KİLİT (SNTS)(30mm)**
(Mortise Lock)
1 Adet / Paket
1 Piece / Pocket



**40 D 7006
MAKARALI KİLİT (SNTS)(30mm)**
(Mortise Locke with roller bolt)
1 Adet / Paket
1 Piece / Pocket




**BAREL
(26X10X30)(SNTS)**
(Cylinder)
1 Adet / Paket
1 Piece / Pocket



**036-331
PASLANMAZ ÇEKME KOL**
(C Shaped Stainless Steel Handle)
1 Adet / Paket
1 Piece / Pocket

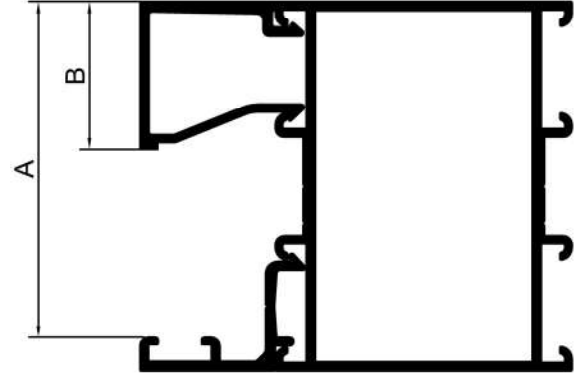
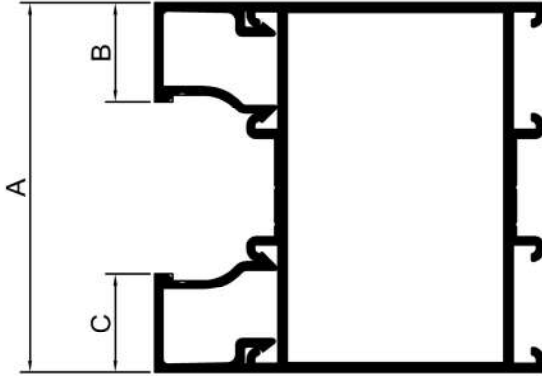


**40 D 70
BASMA KOL**
(Door Handle)
1 Adet / Paket
1 Piece / Pocket



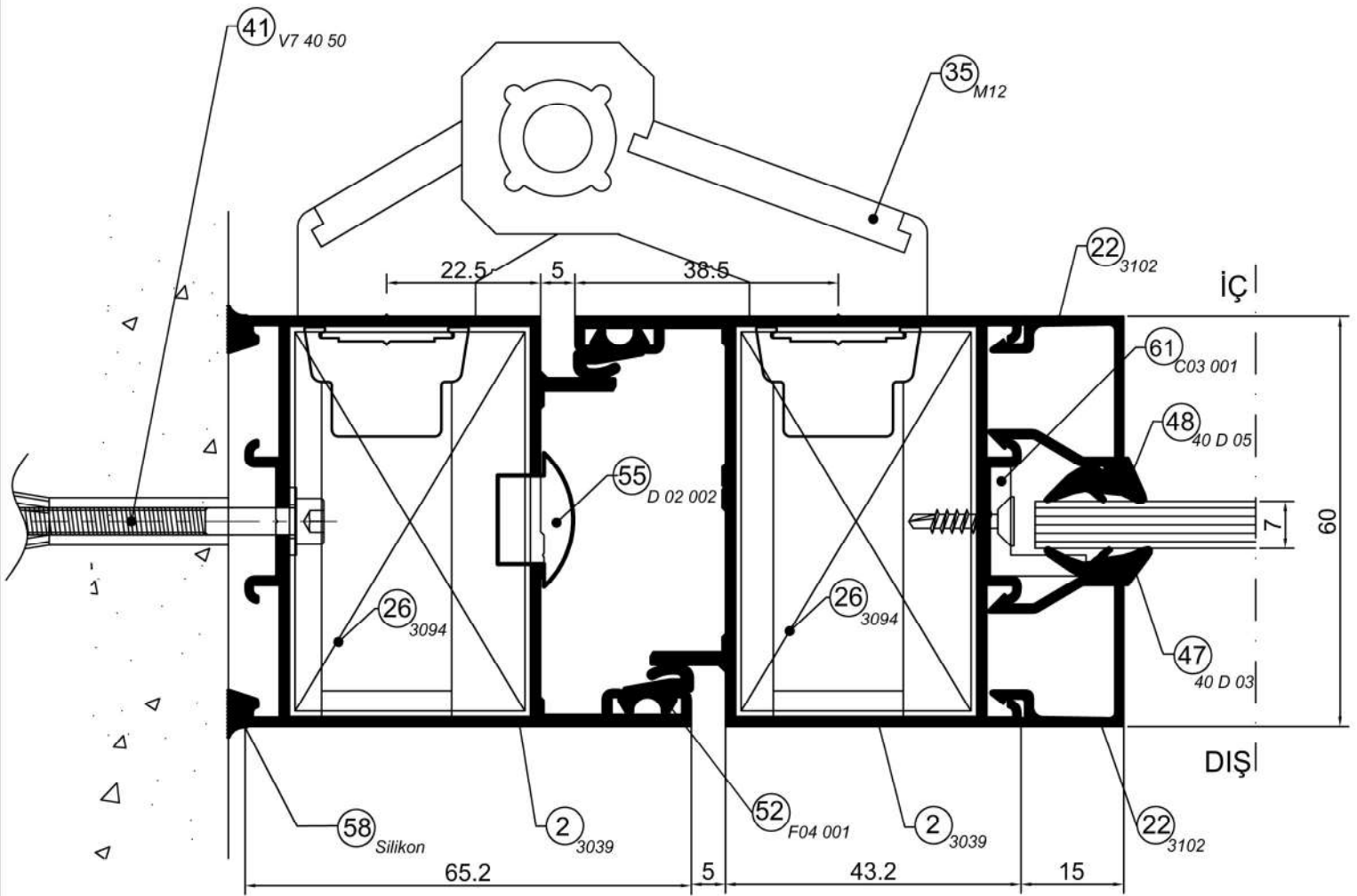
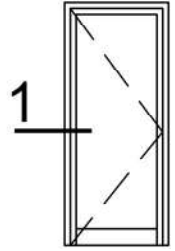
**40 D 30
U TİPİ
KAPI ALTI FIRÇASI**
(Brush weather strip)
1 mt / Adet
1 mt / Piece

Camlama Seçenekleri (Glazing Options)



A = 60 mm Montaj Yüksekliği / Construction Depth						
Cam (Glass)	Cam Çıtası (Glazing Bead)	B(mm)	Cam Çıtası (Glazing Bead)	C(mm)	İç Cam Fitolü (Internal Glazing Gasket)	Dış Cam Fitolü (External Glazing Gasket)
4	3102	23	3102	23	MN201	MN201
5	3102	23	3102	23	40 D 05	MN201
6	3102	23	3102	23	40 D 05	40 D 05
7	3102	23	3102	23	40 D 05	40 D 03
8	3102	23	3102	23	40 D 03	40 D 03
9	3102	23	3102	23	40 D 03	HY 18
10	3102	23	3102	23	HY 18	HY 18
11	3101	16	3102	23	MN201	MN201
12	3101	16	3102	23	MN201	40 D 05
13	3101	16	3102	23	40 D 05	40 D 05
14	3101	16	3102	23	40 D 03	40 D 05
15	3101	16	3102	23	40 D 03	40 D 03
16	3101	16	3102	23	HY18	40 D 03
17	3101	16	3102	23	HY18	HY 18
18	3101	16	3101	16	MN201	MN201
19	3101	16	3101	16	MN201	40 D 05
20	3101	16	3101	16	40 D 05	40 D 05
21	3101	16	3101	16	40 D 03	40 D 05
22	3101	16	3101	16	40 D 03	40 D 03
23	3101	16	3101	16	HY18	40 D 03
24	3101	16	3101	16	HY18	HY 18

A = 54,5 mm Montaj Yüksekliği / Construction Depth				
Cam (Glass)	Cam Çıtası (Glazing Bead)	B(mm)	İç Cam Fitolü (Internal Glazing Gasket)	Dış Cam Fitolü (External Glazing Gasket)
6	3117	42	40 D 05	2037
7	3116	39	40 D 05	2038
8	3116	39	MN201	2037
9	3116	39	40 D 05	2037
10	3115	36	40 D 05	2038
11	3115	36	MN201	2037
12	3115	36	40 D 05	2037
13	3114	33	40 D 05	2038
14	3114	33	MN201	2037
15	3114	33	40 D 05	2037
16	3113	30	40 D 05	2038
17	3113	30	MN201	2037
18	3113	30	40 D 05	2037
19	3112	27	40 D 05	2038
20	3112	27	MN201	2037
21	3112	27	40 D 05	2037
22	3111	24	40 D 05	2038
23	3111	24	MN201	2037
24	3111	24	40 D 05	2037
25	3110	21	40 D 05	2038
26	3110	21	MN201	2037
27	3110	21	40 D 05	2037
28	3109	18	40 D 05	2038
29	3109	18	MN201	2037
30	3109	18	40 D 05	2037
31	3108	15	40 D 05	2038
32	3108	15	MN201	2037
33	3108	15	40 D 05	2037
34	2606	12	40 D 05	2038
35	2606	12	MN201	2037
36	2606	12	40 D 05	2037
37	3145	9	40 D 05	2038
38	3145	9	MN201	2037
39	3145	9	40 D 05	2037
40	3144	6	40 D 05	2038
41	3144	6	MN201	2037
42	3144	6	40 D 05	2037

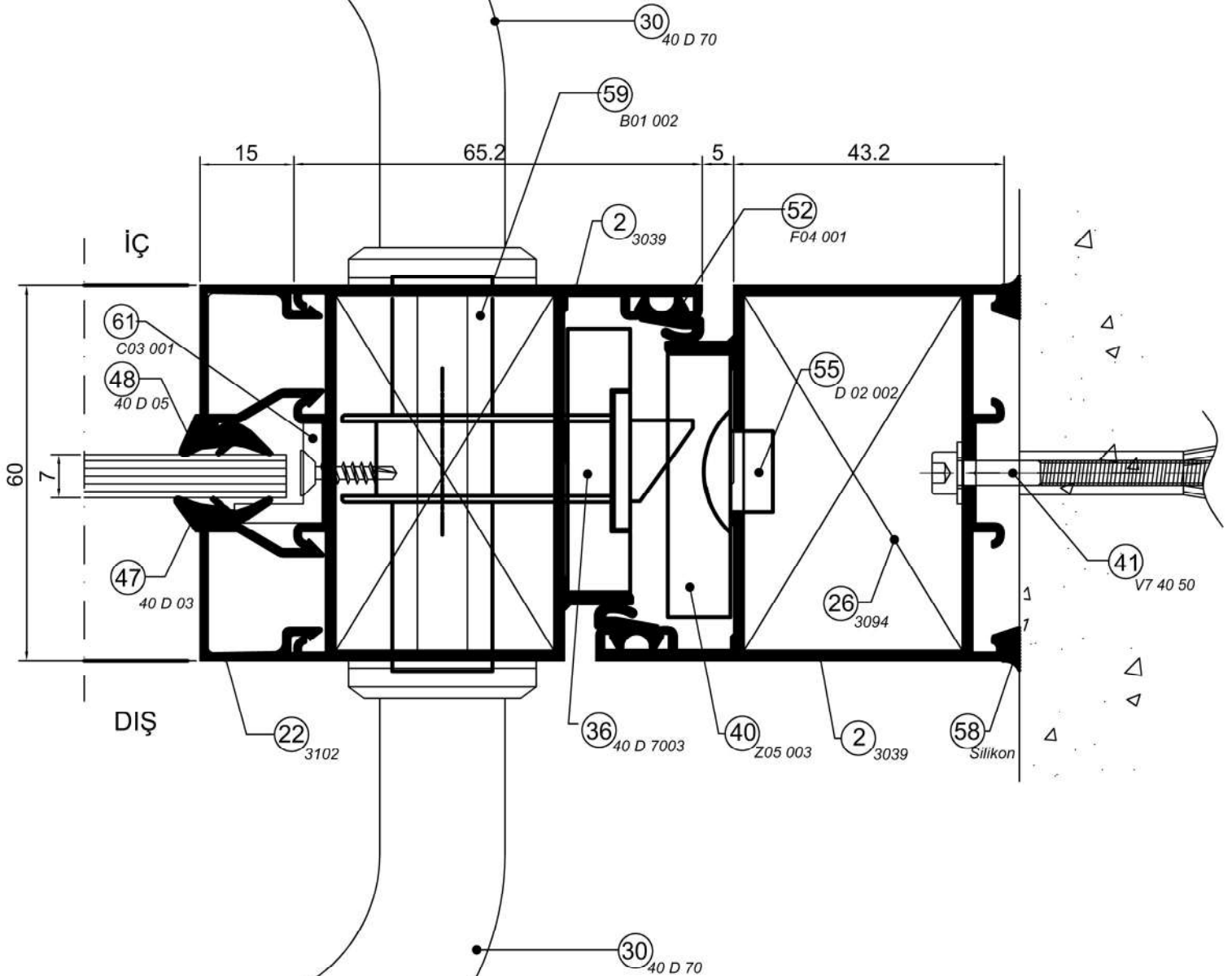
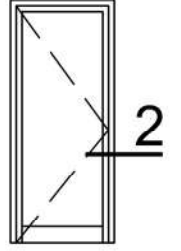


DETAIL ① DETAYI

ECO 60

Detay Çizimleri
Section Drawings

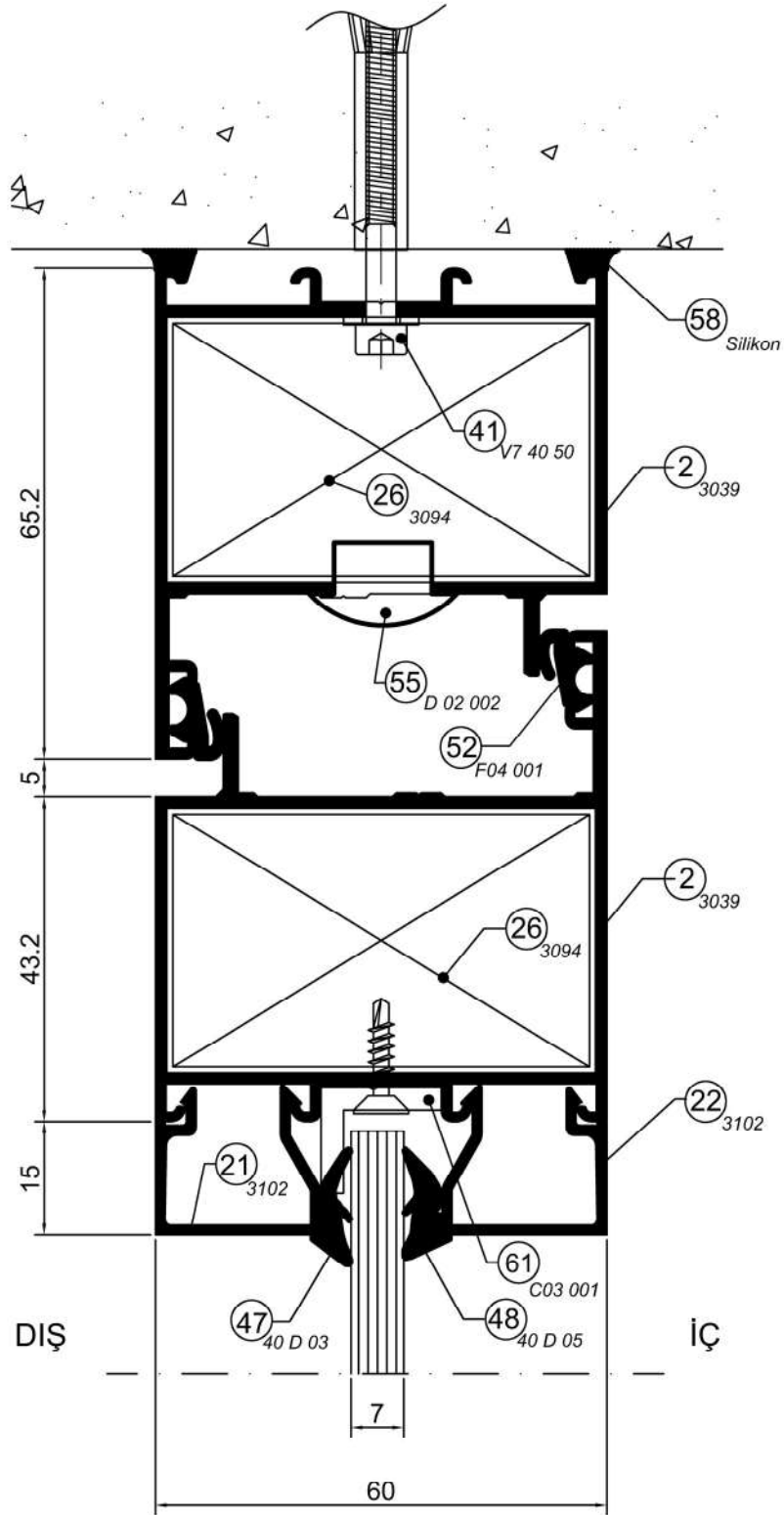
İçe Açılır Kapı
Inward Opening Door



DETAIL **2** DETAYI

Detay Çizimleri
Section Drawings

İçe Açılır Kapı
Inward Opening Door

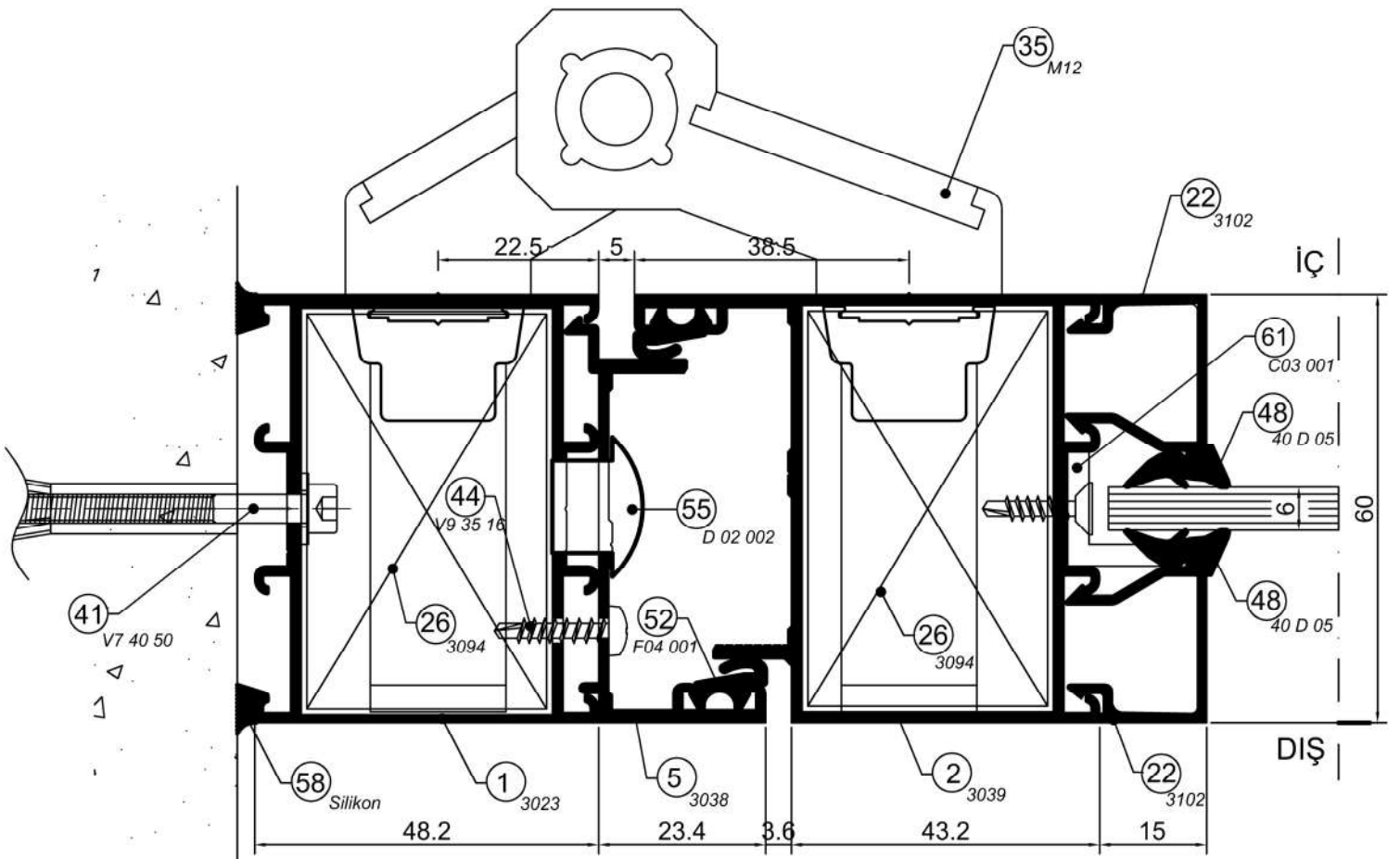
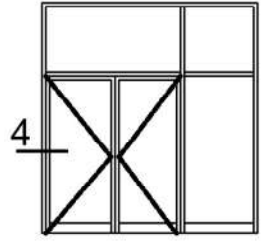


DETAIL ③ DETAYI

ECO 60

Detay Çizimleri
Section Drawings

İçe Açılır Kapı
Inward Opening Door

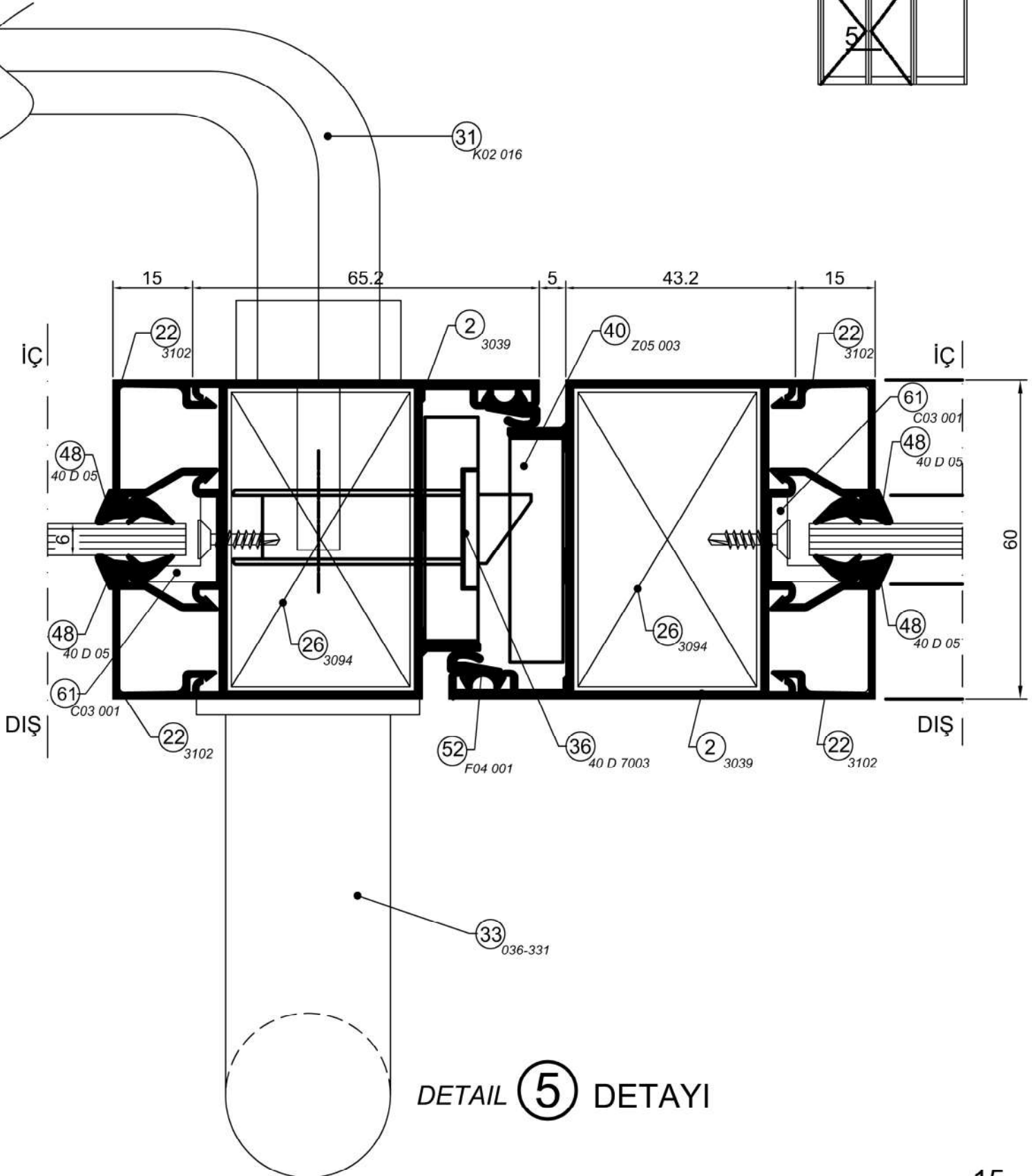
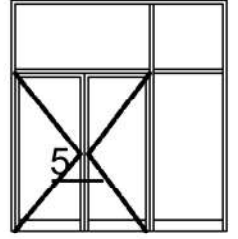


DETAIL ④ DETAYI

ECO 60

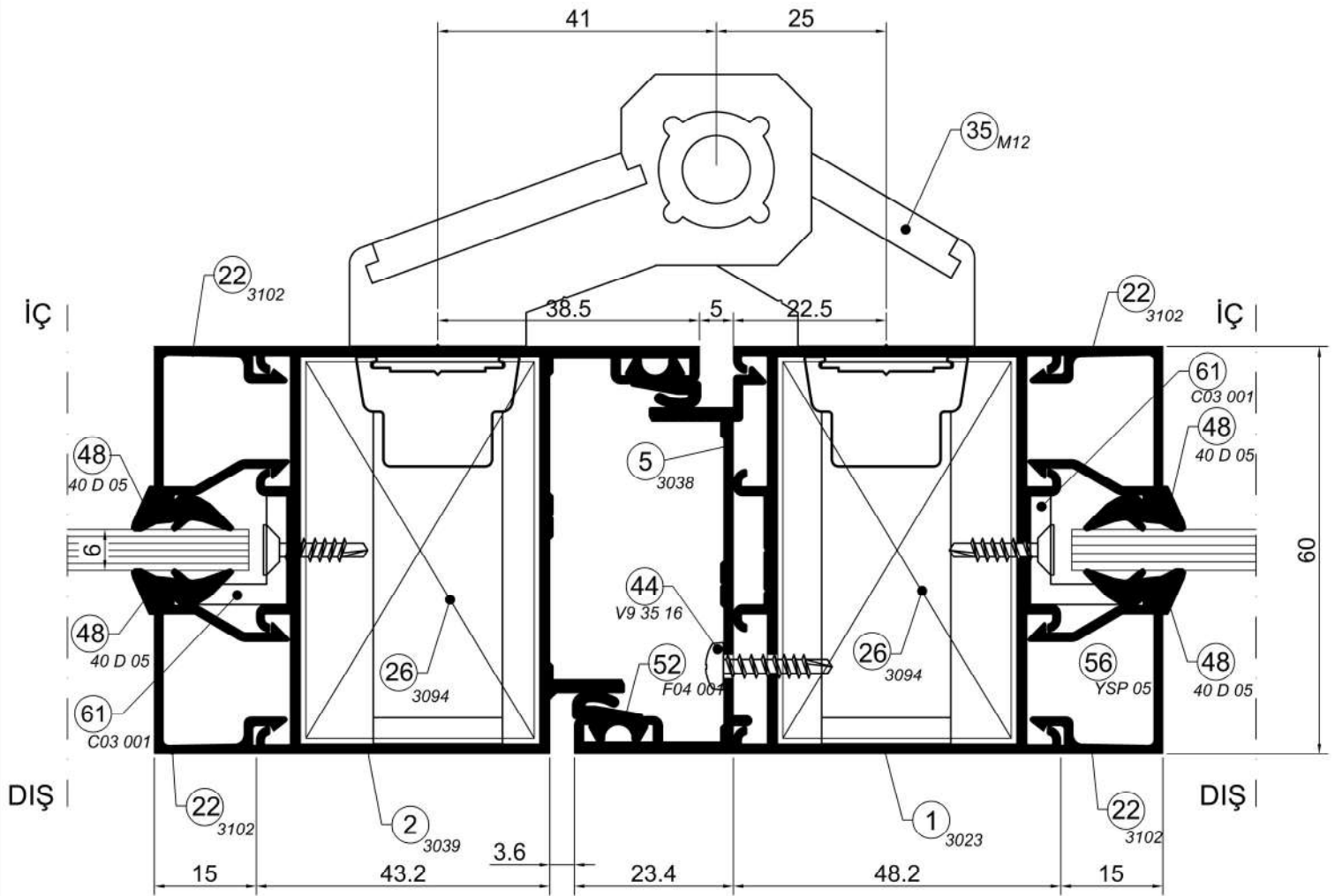
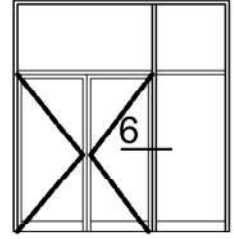
Detay Çizimleri
Section Drawings

İçe Açılır Kapı
Inward Opening Door

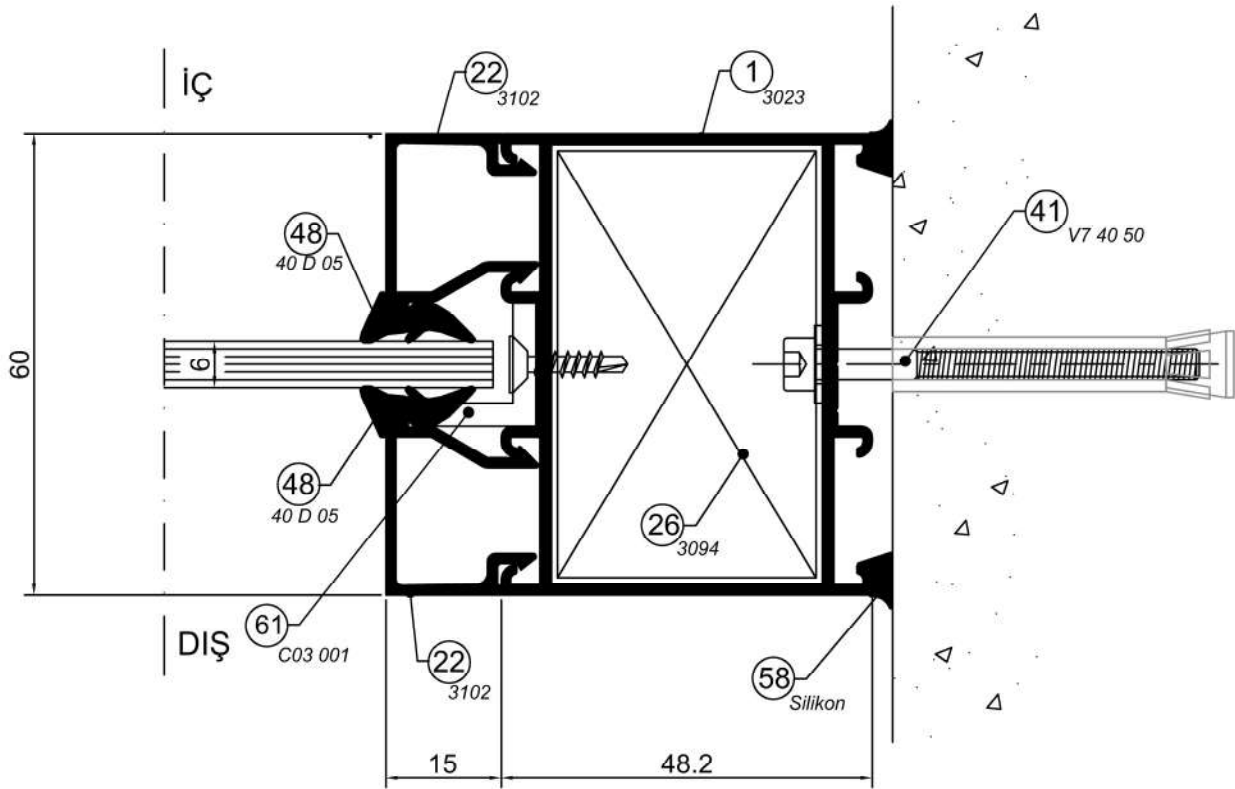
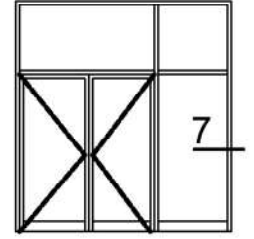


Detay Çizimleri
Section Drawings

İçe Açılır Kapı
Inward Opening Door



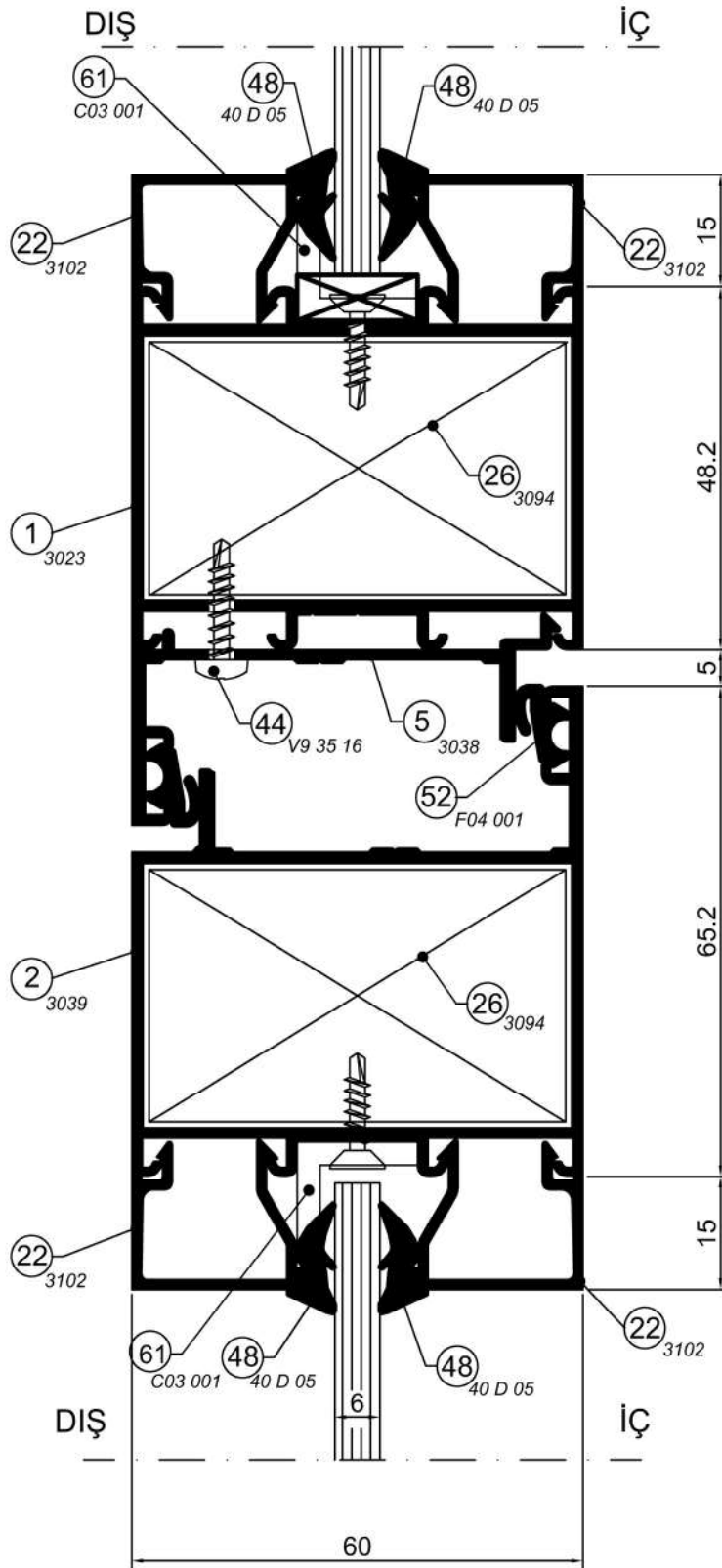
DETAIL ⑥ DETAYI



DETAIL **7** DETAYI

Detay Çizimleri
Section Drawings

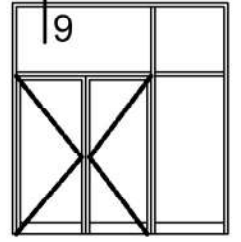
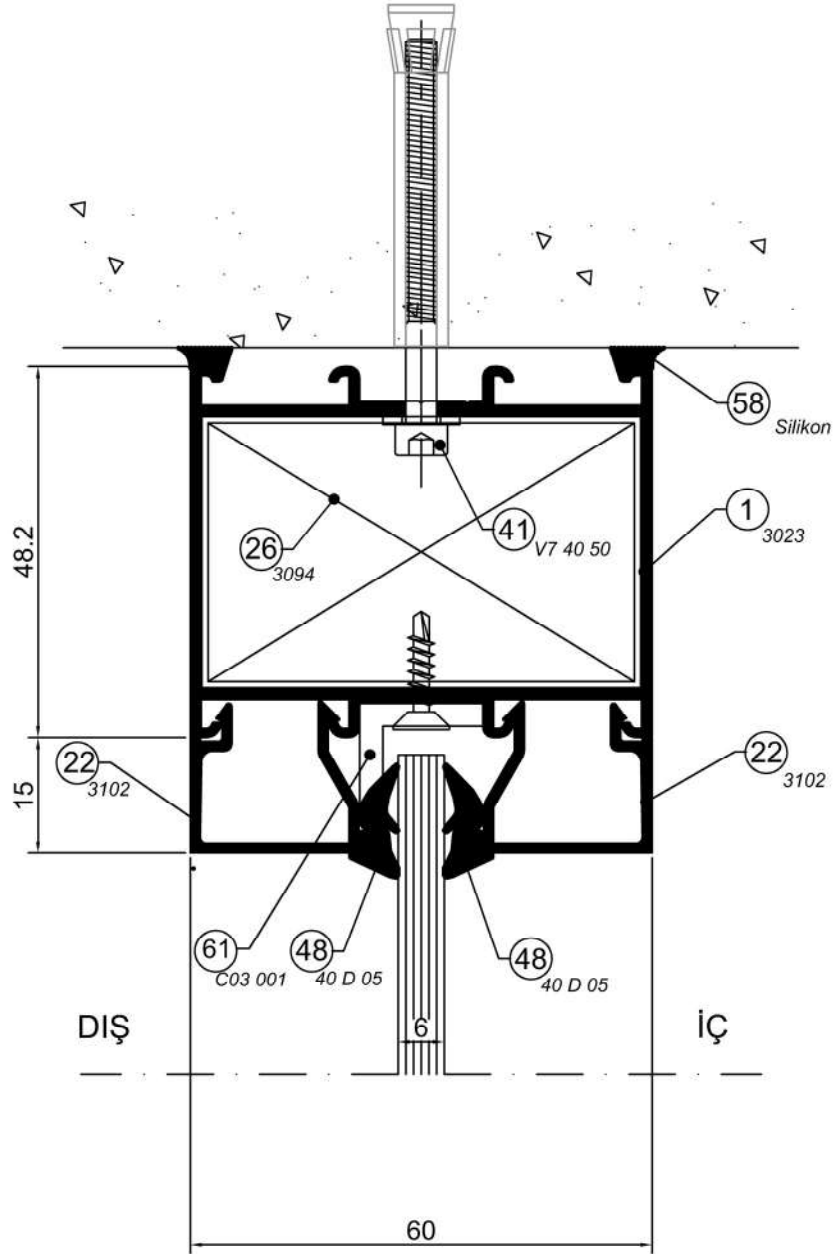
İçe Açılır Kapı
Inward Opening Door



DETAIL **8** DETAYI

Detay Çizimleri
Section Drawings

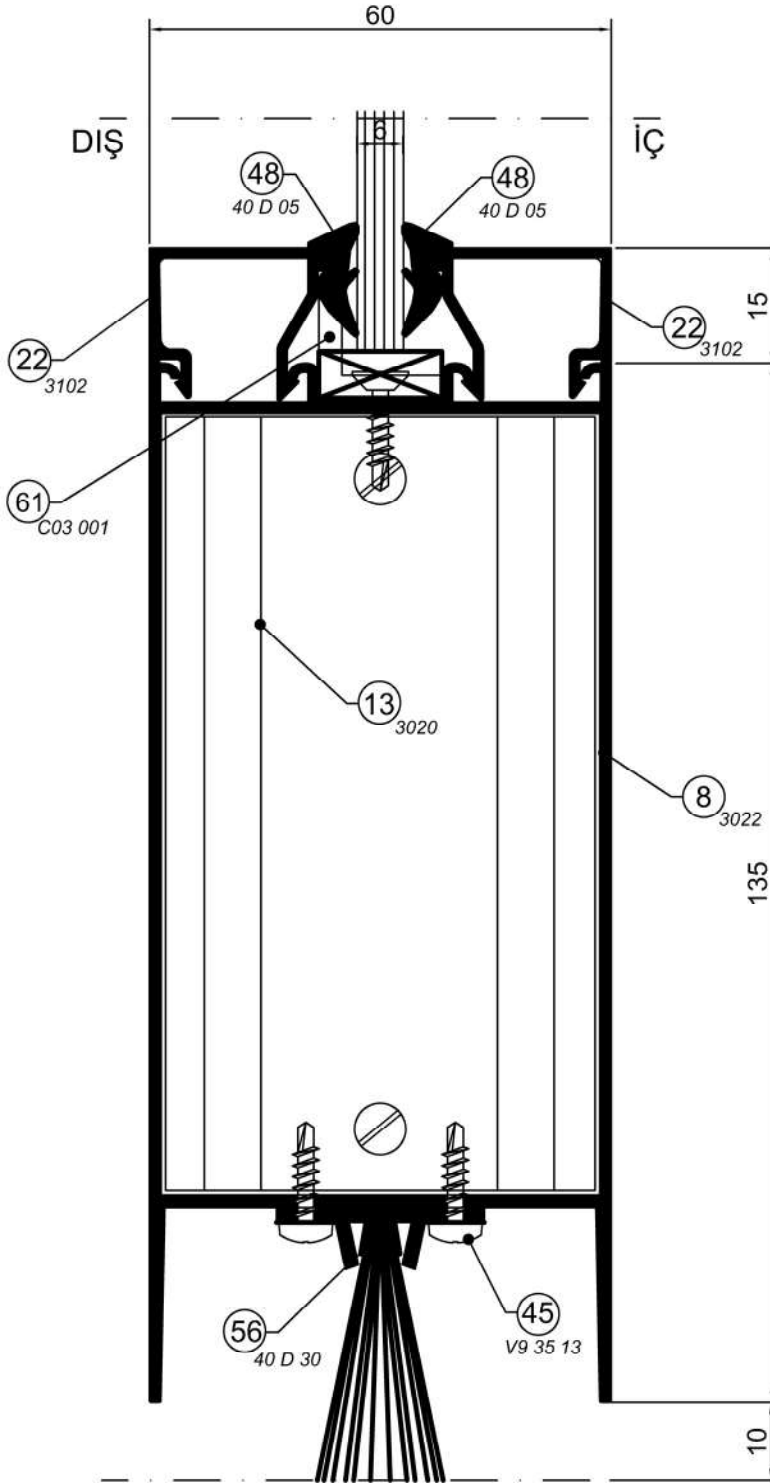
İçe Açılır Kapı
Inward Opening Door



DETAIL **9** DETAYI

Detay Çizimleri
Section Drawings

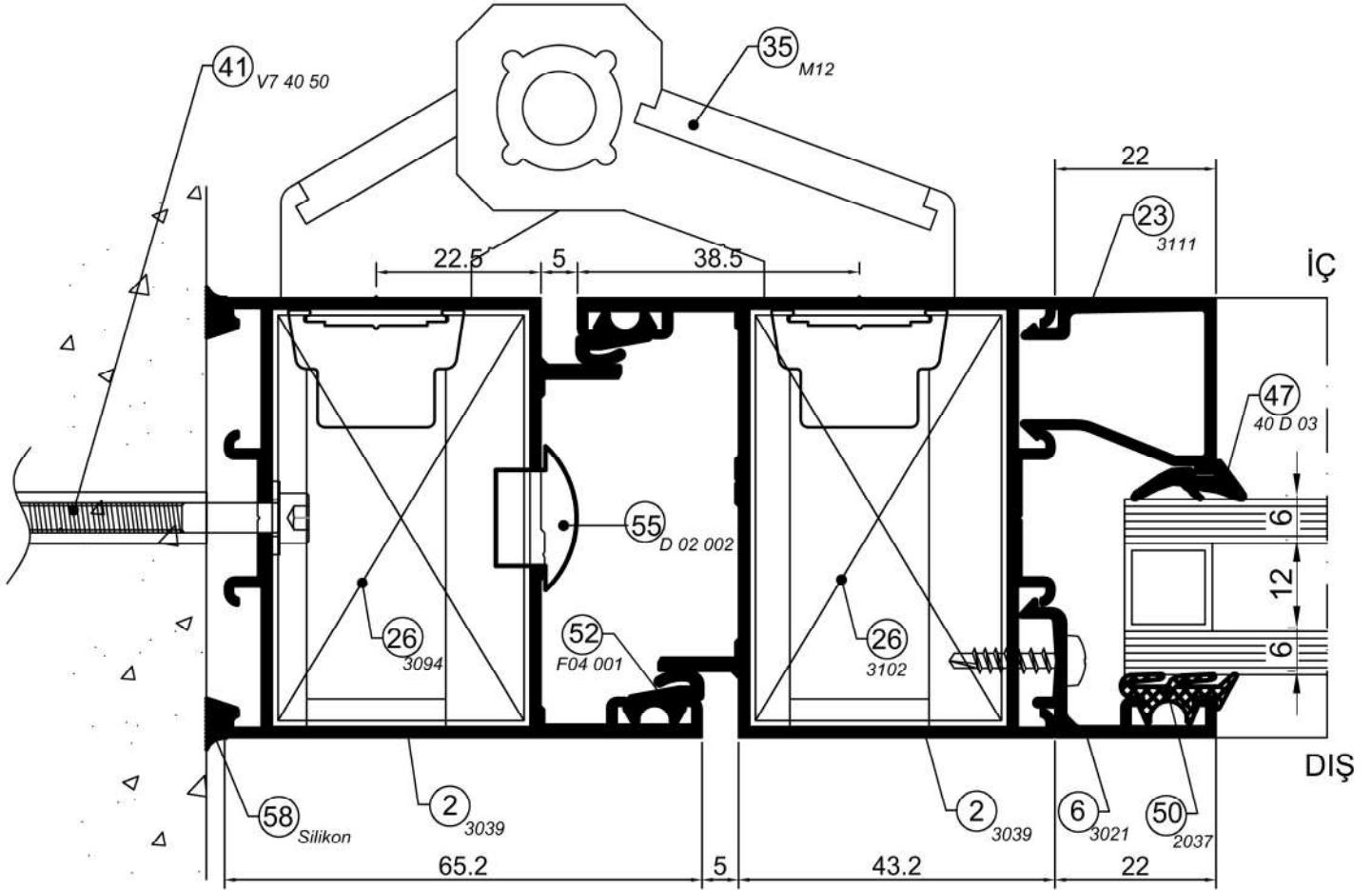
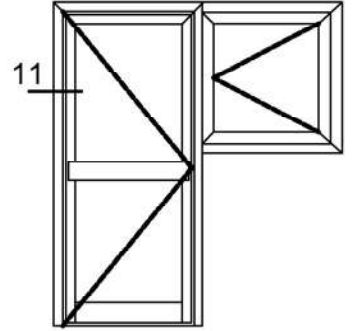
İçe Açılır Kapı
Inward Opening Door



DETAIL **10** DETAYI

Detay Çizimleri
Section Drawings

İçe Açılır Topal Pencere
Inward Opening Window

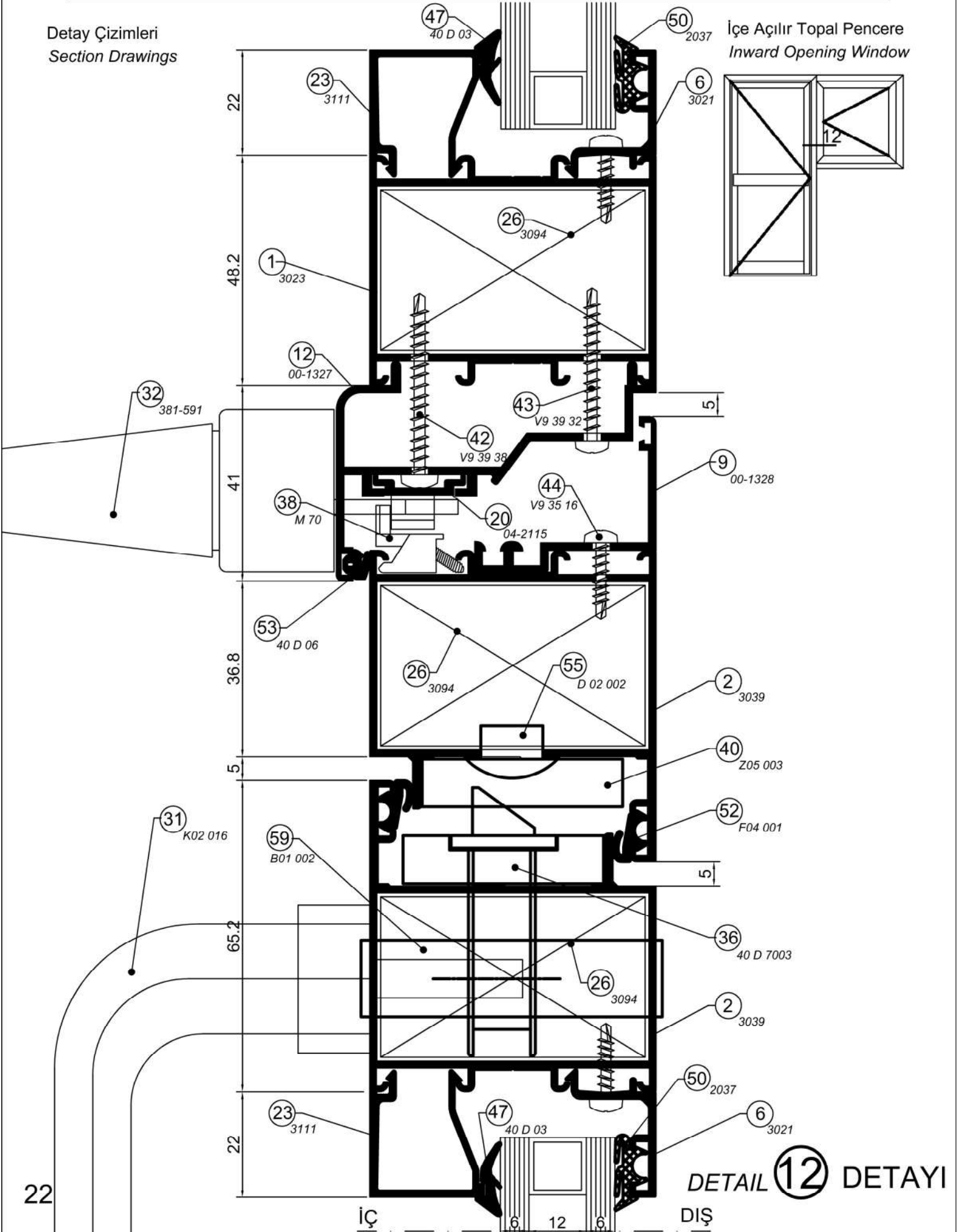


DETAIL **11** DETAYI

ECO 60

Detay Çizimleri
Section Drawings

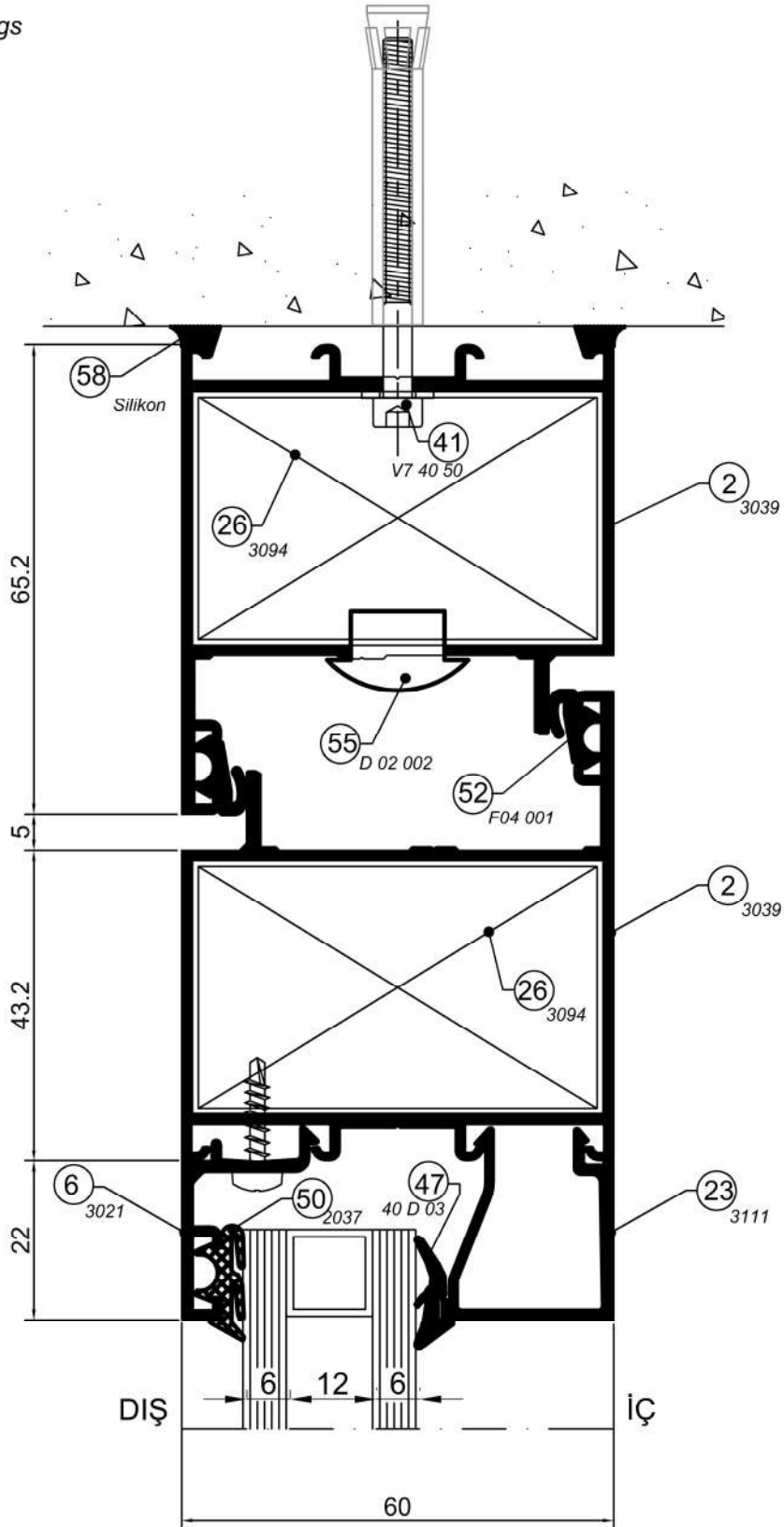
İçe Açılır Topal Pencere
Inward Opening Window



ECO 60

Detay Çizimleri
Section Drawings

İçe Açılır Topal Pencere
Inward Opening Window

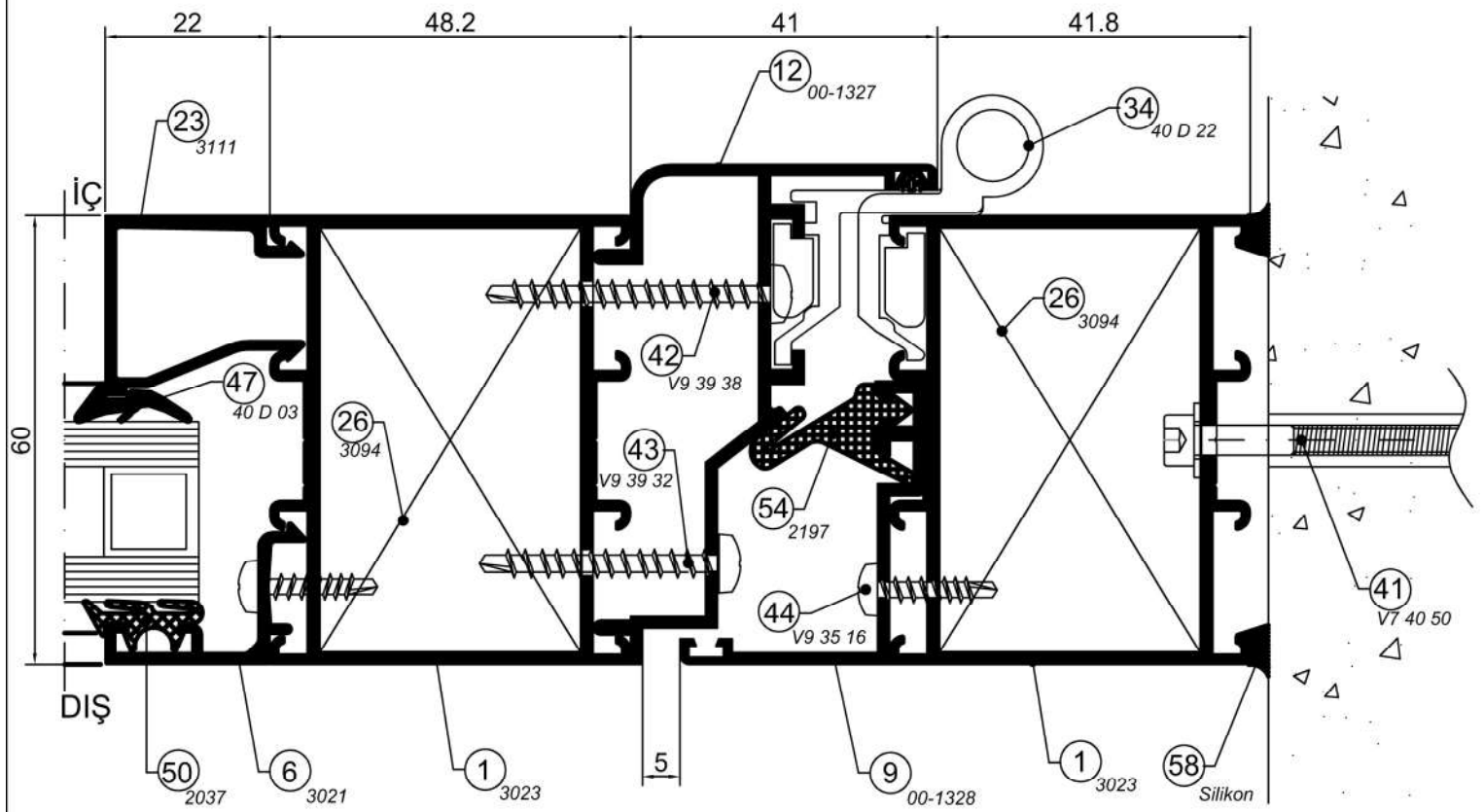
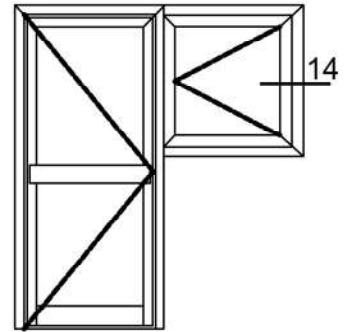


DETAIL **13** DETAYI

ECO 60

Detay Çizimleri
Section Drawings

İçe Açılır Topal Pencere
Inward Opening Window

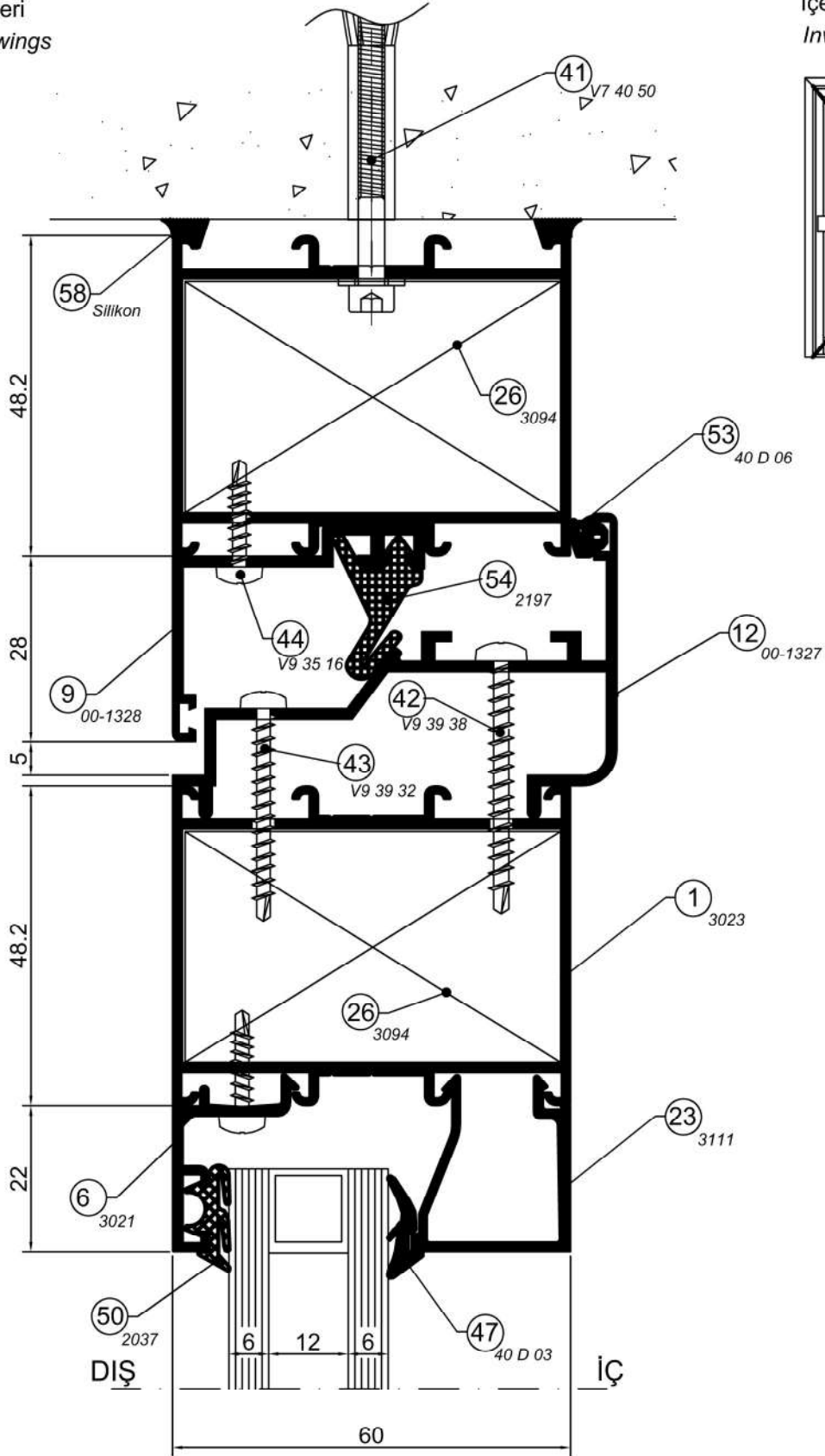


DETAIL **14** DETAYI

ECO 60

Detay Çizimleri
Section Drawings

İçe Açılır Topal Pencere
Inward Opening Window



DETAIL **15** DETAYI

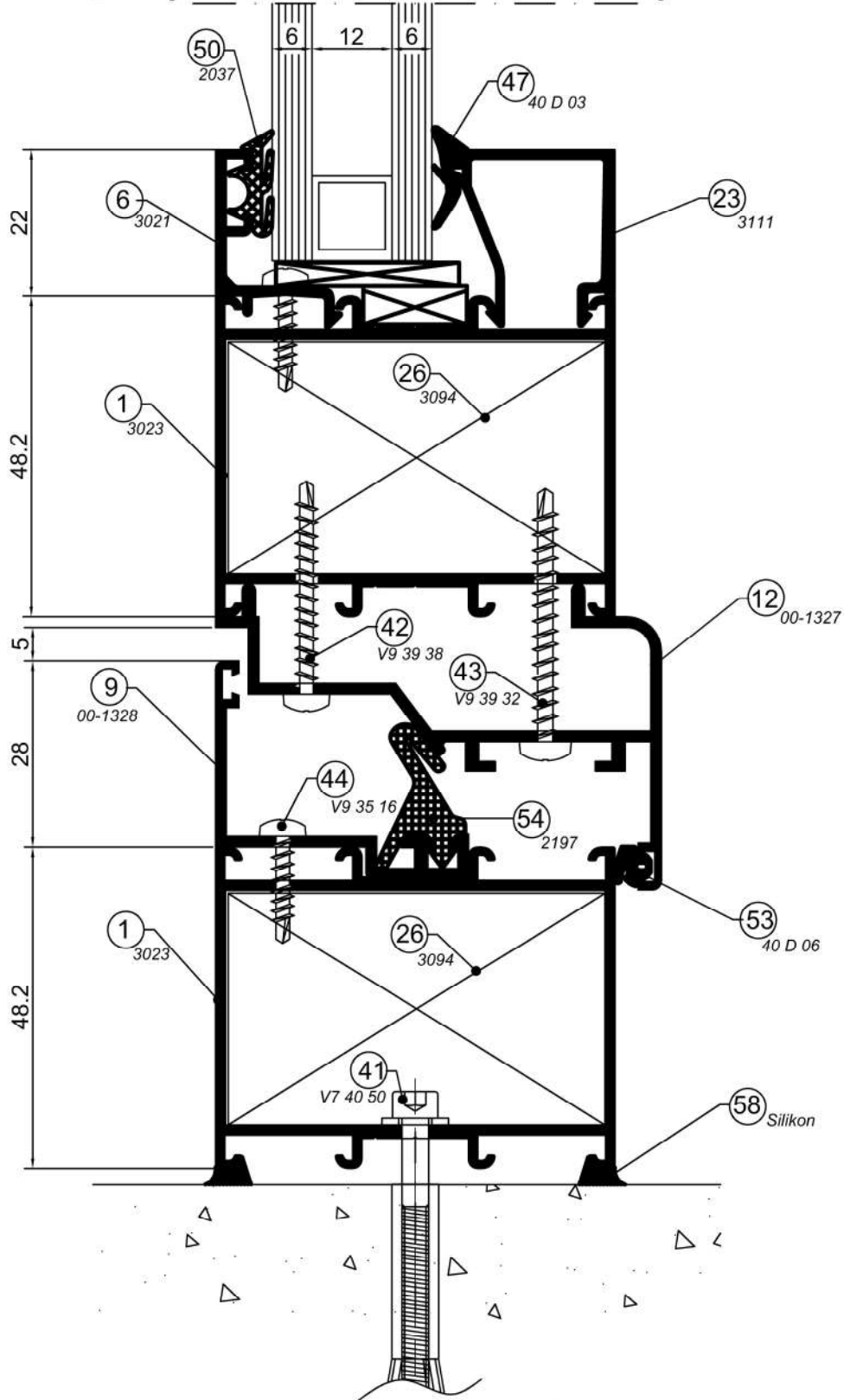
Detay Çizimleri

Section Drawings

DIŞ

İÇ

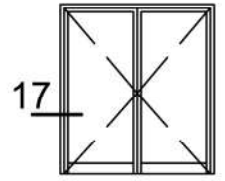
İçe Açılır Topal Pencere
Inward Opening Window



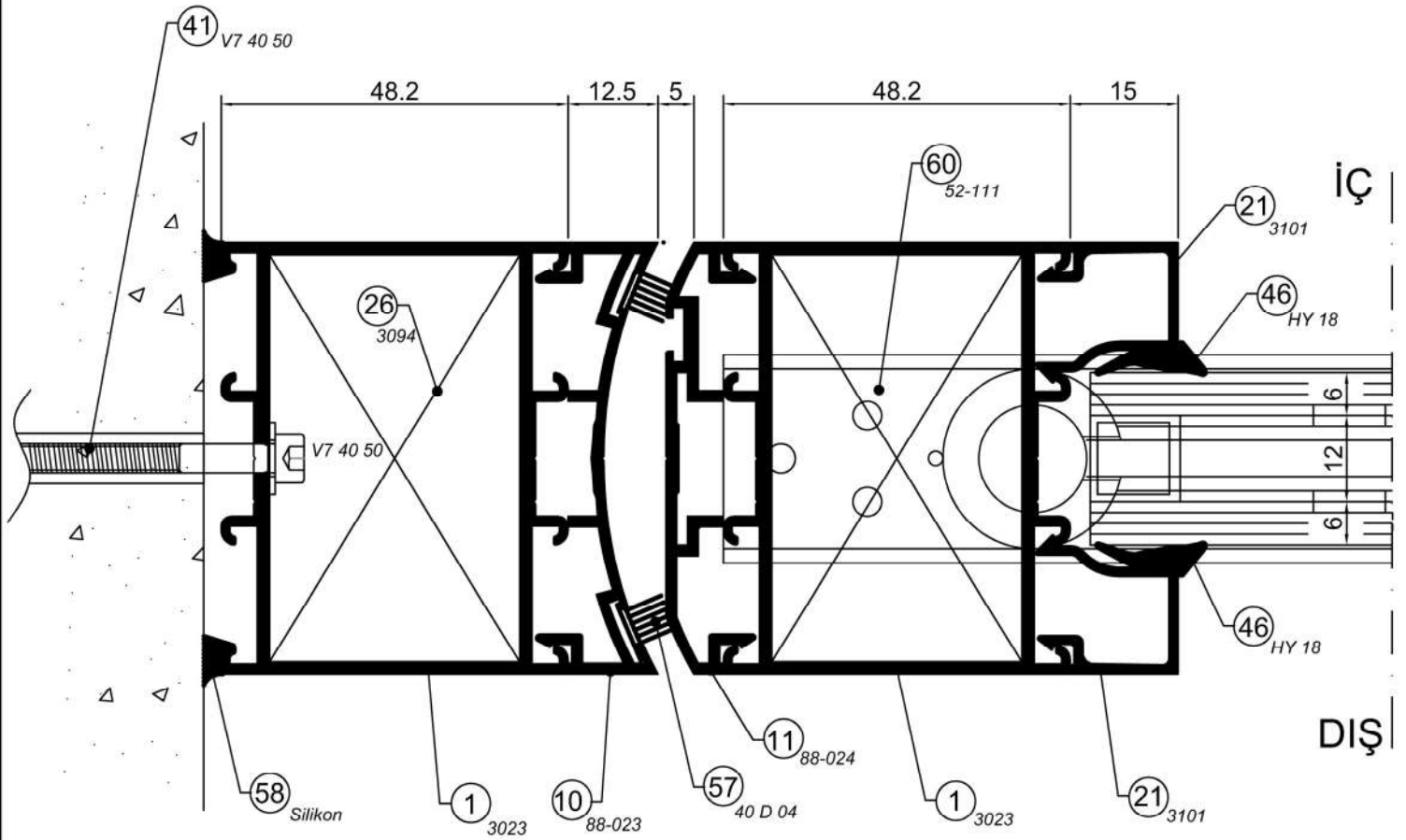
DETAIL **16** DETAYI

ECO 60

Detay Çizimleri
Section Drawings



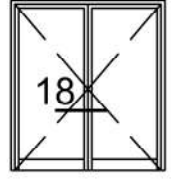
ÇARPMA KAPI GÖRÜNÜŞÜ



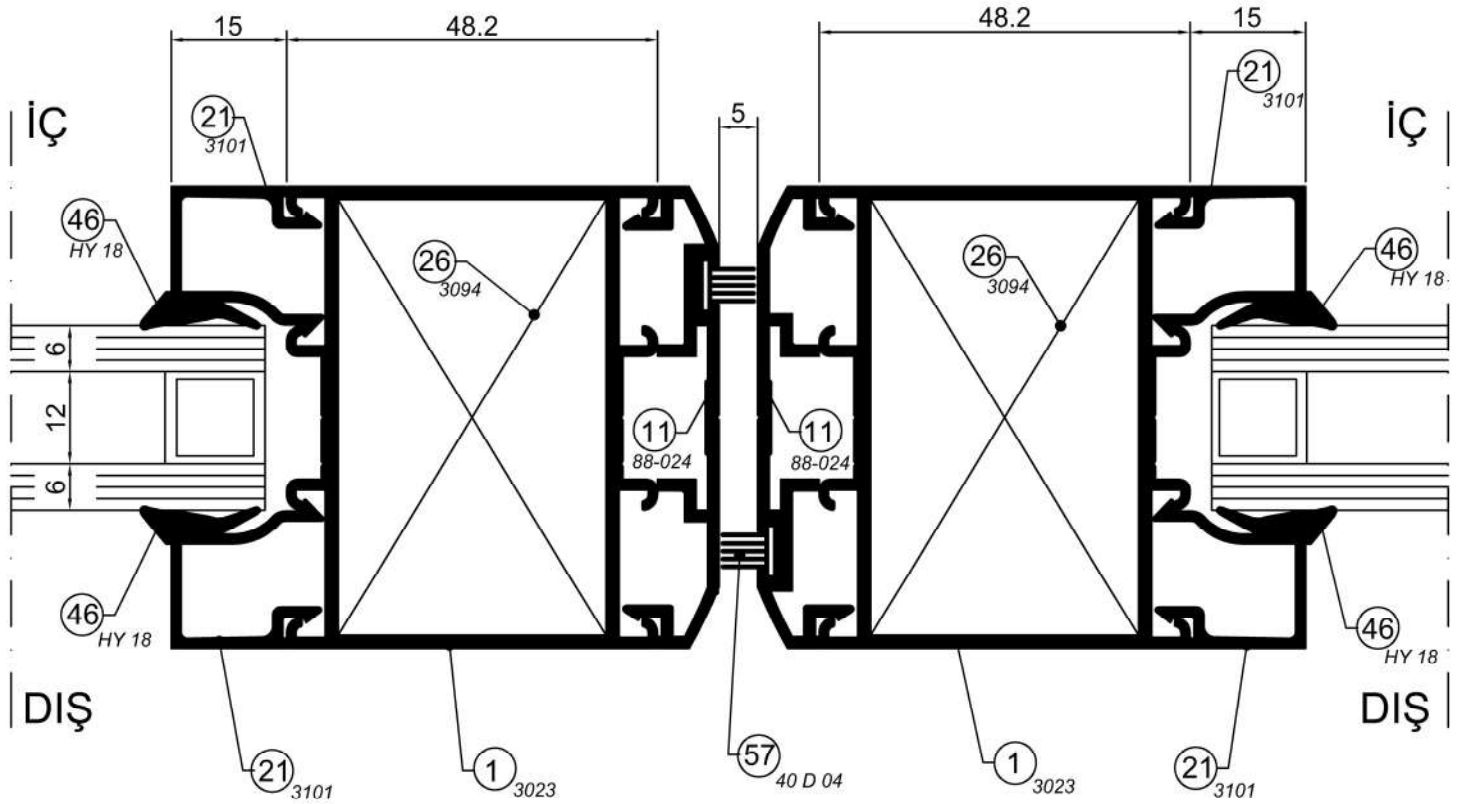
DETAIL **17** DETAYI

ECO 60

Detay Çizimleri
Section Drawings

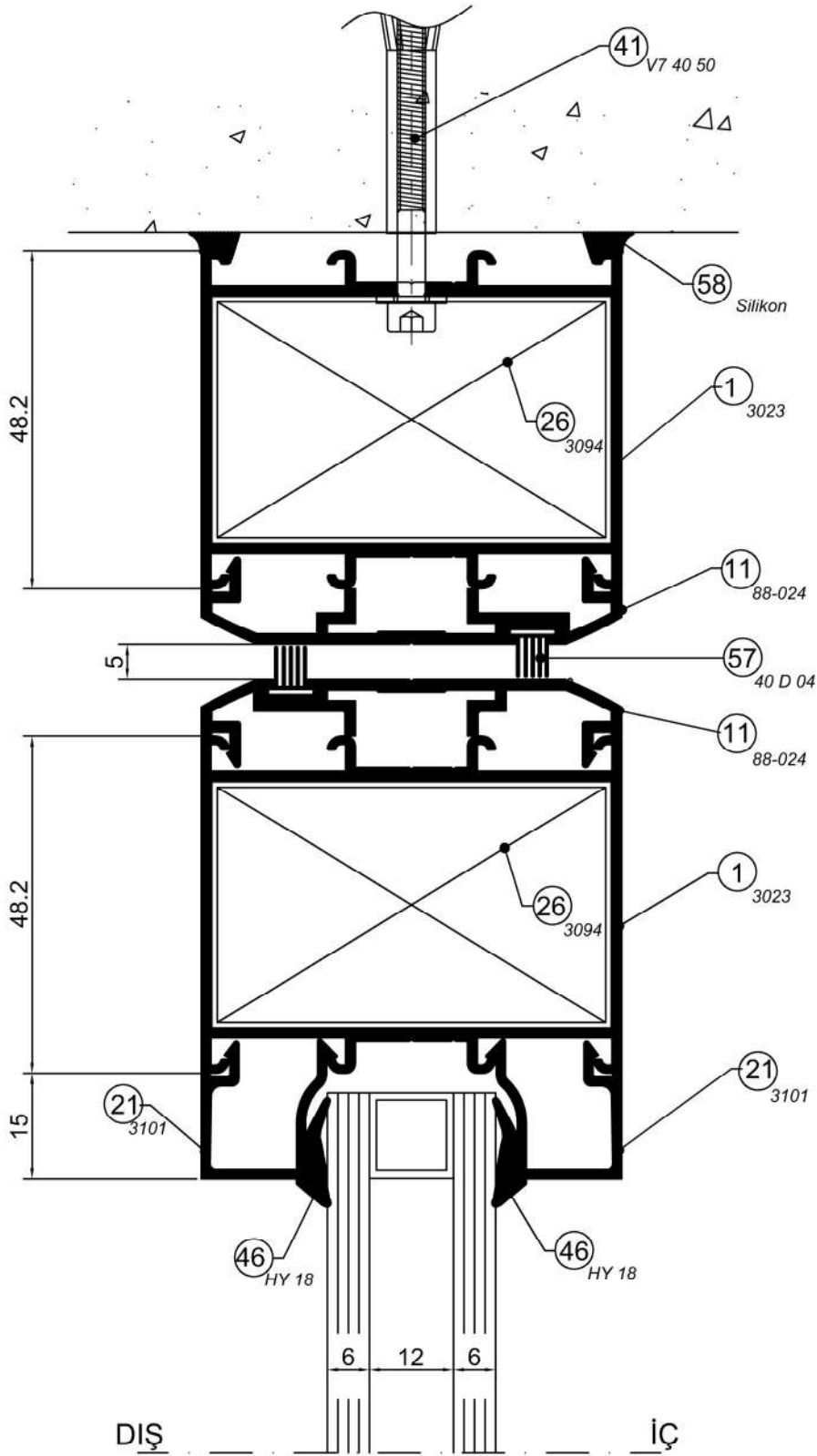


ÇARPMA KAPI GÖRÜNÜŞÜ

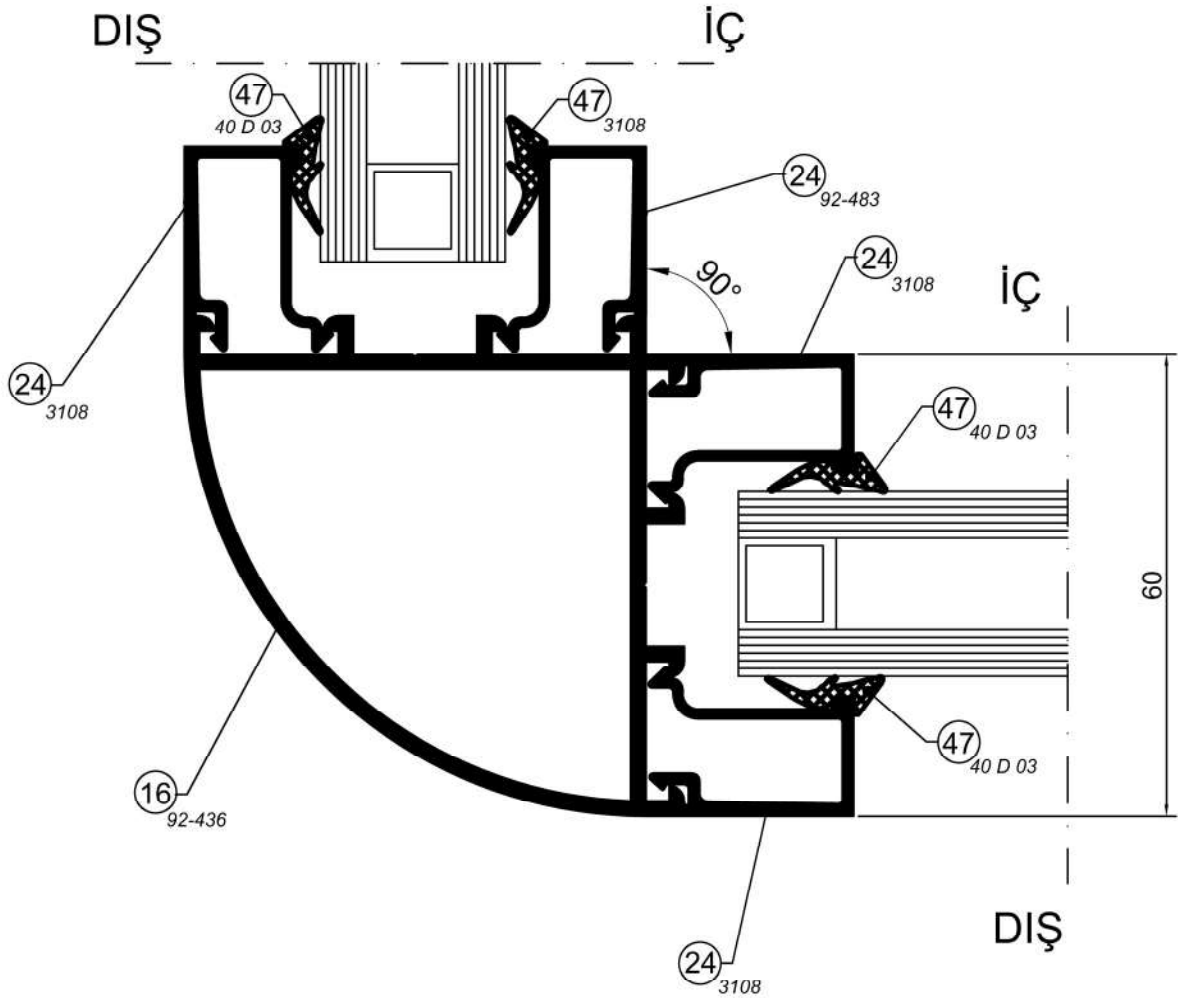
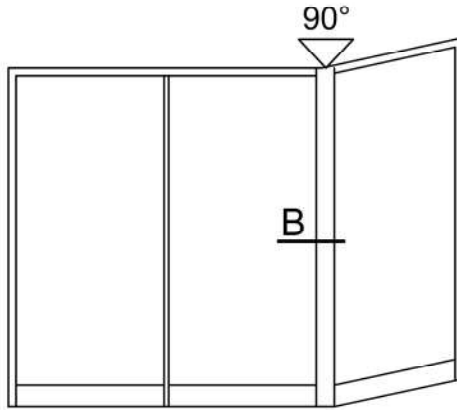


DETAIL **18** DETAYI

Detay Çizimleri
Section Drawings

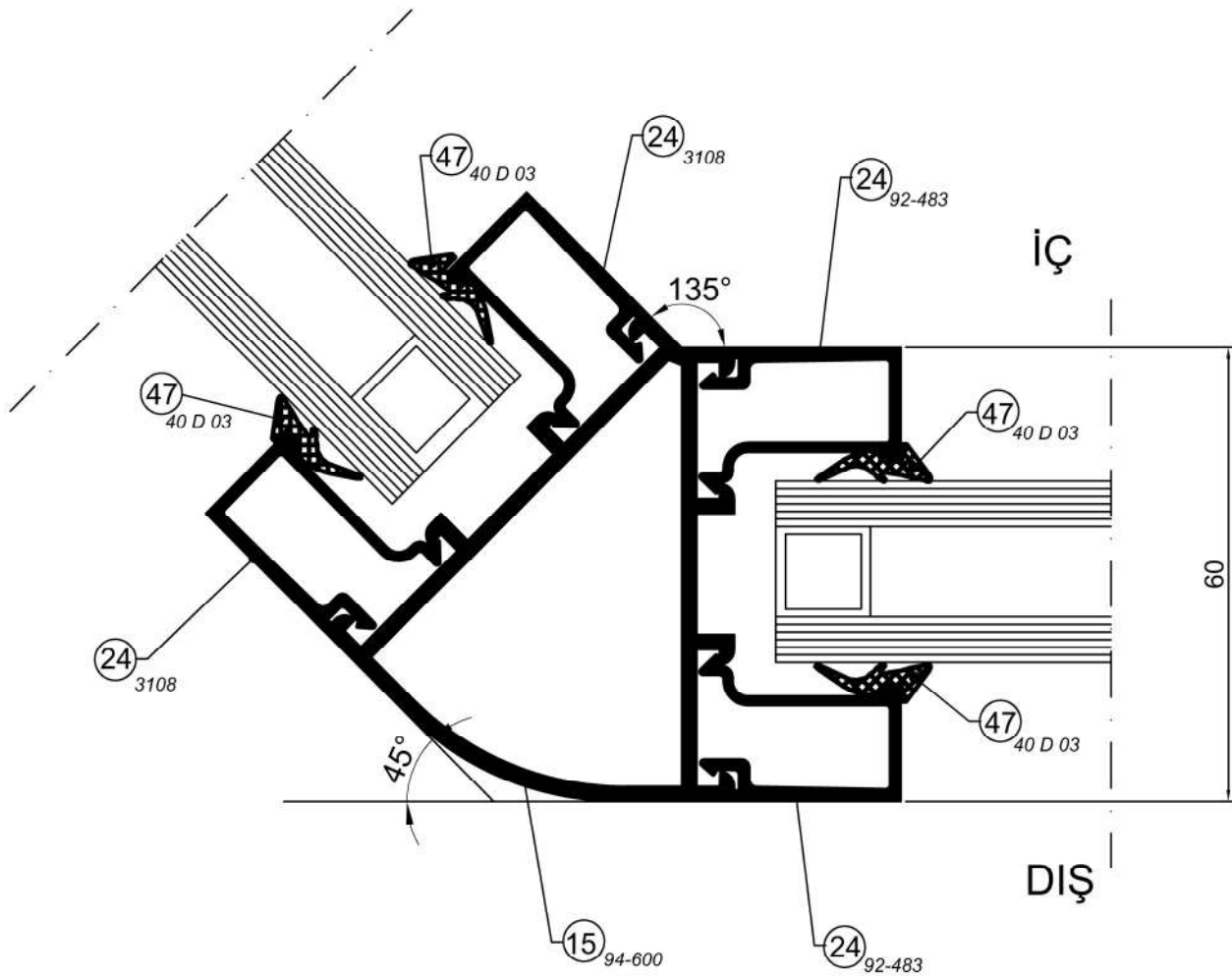
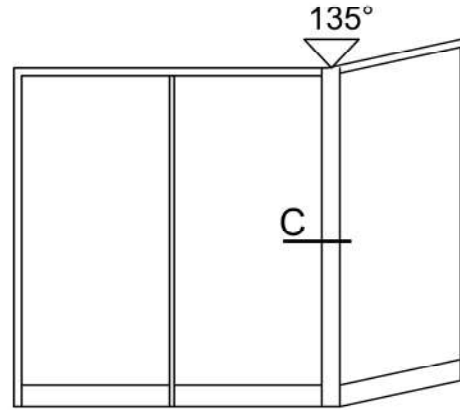


DETAIL **19** DETAYI



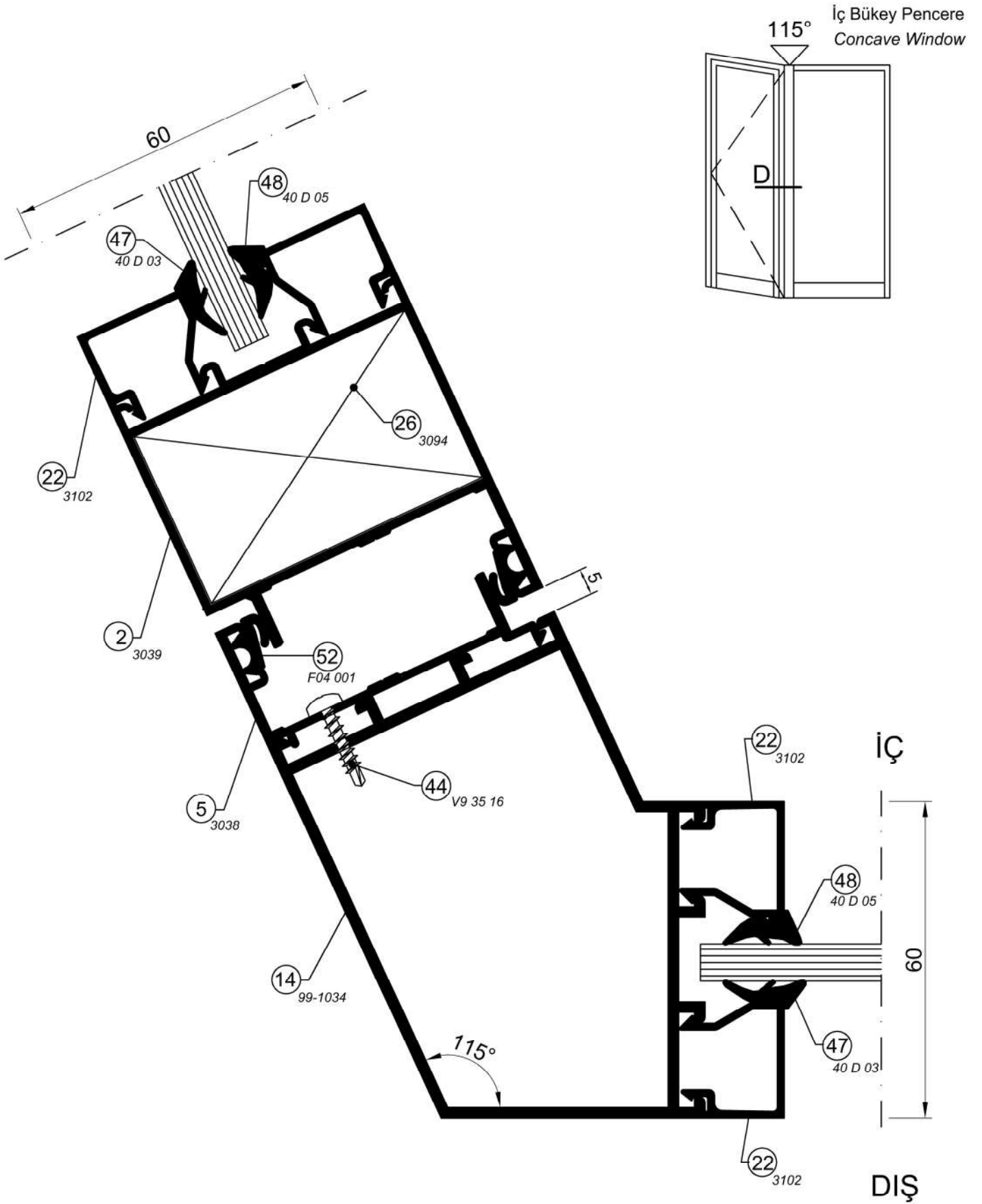
(B) DETAYI

İç Bükey Pencere
Concave Window



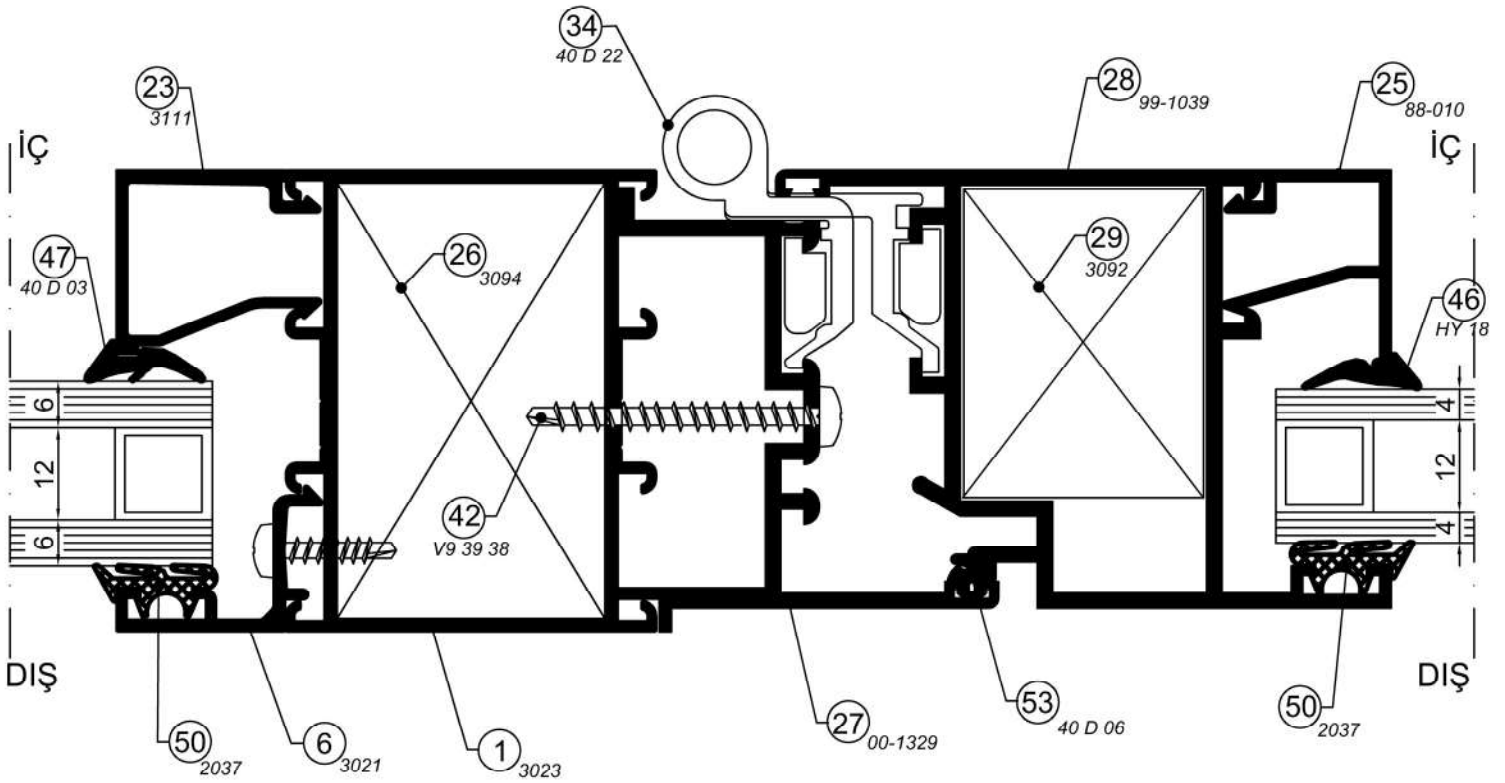
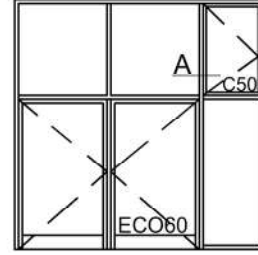
© DETAYI

ECO 60



D DETAYI

ECO 60 Sistemden C50 Sistem'e Geçiş Detayı
Transition from ECO60 System to C50 System



Aksesuar Listesi

List of Accessories



















No	Aksesuar Adı Accessories Name	Kodu Code	Kullanıldığı Profiller Profiles	İmalat Ölçüleri Dimensions for Assembling	Aksesuar Accessories
30	<p>Basma Kol Door Handle</p> <p>1 Adet / Paket 1 Piece / Pocket</p> <p>Renk : Colour : (Renk siparişte belirtilmelidir)</p>	40 D 70	3039		
31	<p>Maçalı Kol Handle with Spindle</p> <p>1 Adet / Paket 1 Piece / Pocket</p> <p>Renk : Colour : (Renk siparişte belirtilmelidir)</p>	K02 016	3039		
32	<p>İspanyolet Kol Espagnolette Handle</p> <p>1 Adet / Paket 1 Piece / Pocket</p> <p>Renk : Colour : (Renk siparişte belirtilmelidir)</p>	381-590	3039		
33	<p>Paslanmaz Çelik Çekme Kol C Shaped Stainless Steel Handle</p> <p>1 Adet / Paket 1 Piece / Pocket</p>	036-331	3039		
34	<p>Menteşe Hinge</p> <p>4 Adet / Paket 4 Piece / Pocket</p>	40 D 22	1327 - 3023	—	
35	<p>Menteşe Hinge</p> <p>4 Adet / Paket 4 Piece / Pocket</p>	M12	Her kapı için 2 adet 2 piece for door		

Aksesuar Listesi


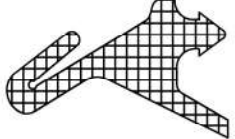
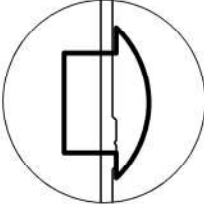
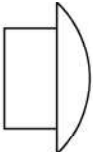


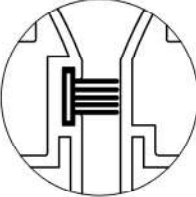

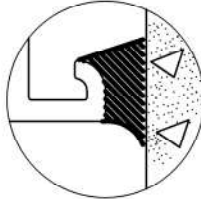

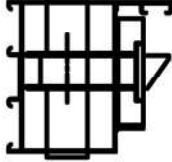
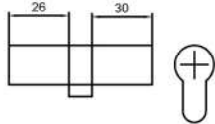
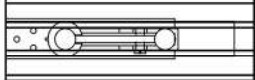
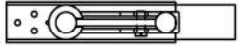
List of Accessories

No	Aksesuar Adı Accessories Name	Kodu Code	Kullanıldığı Profiller Profiles	İmalat Ölçüleri Dimensions for Assembling	Aksesuar Accessories
36	Kilit Lock 1 Adet / Piece	40 D 7002	3039 Her kapı için 1 adet 1 piece for door		
37	Makaralı Kilit Mortise Lock with Roller Bolt 1 Adet / Piece	40 D 7006	3039 Her kapı için 1 adet 1 piece for door		
38	Tij Karşılığı Locking piece 50 Adet / Paket 50 Piece / Pocket	M70	3039		
39	Adaptör Plastiği Takımı Adapter Kit 5 Adet Sağ + 5 Adet Sol / Paket 5 Piece Right + 5 Piece left / Pocket	40 D 93	3039	—	
40	Kilit Besleme Takımı (Kilit altı ve karşılığı) Support Kits for Lock 1 Adet / Paket 1 Piece / Pocket	Z 05 003	Her kapı için 1 adet 1 piece for door		
41	İnbus Metrik Vida Regular Thread Allen Screw	V7 40 50	—	—	
42	YSB Matkap Uçlu Saç Vidası Socket Head Screw	V9 39 38	—	—	
43	YSB Matkap Uçlu Saç Vidası Socket Head Screw	V9 39 32	—	—	

Aksesuar Listesi List of Accessories

No	Aksesuar Adı Accessories Name	Kodu Code	Kullanıldığı Profiller Profiles	İmalat Ölçüleri Dimensions for Assembling	Aksesuar Accessories
44	YSB Matkap Uçlu Saç Vidası Socket Head Screw	V9 35 16	—	—	
45	YSB Matkap Uçlu Saç Vidası Socket Head Screw	V9 35 13	—	—	
46	2mm EPDM Fitol 2mm EPDM Gasket	HY 18	3101 3102 88-008 88-011 00-1384 88-043		
47	3mm EPDM Fitol 3mm EPDM Gasket	40 D 03	3101 3102 88-008 88-011 00-1384 92-483 88-043		
48	4mm EPDM Fitol 4mm EPDM Gasket	40 D 05	3101 3102 88-008 88-011 00-1384 92-483 88-043		
49	5mm EPDM Fitol 5mm EPDM Gasket	MN 201	3101 3102 88-008 88-011 00-1384 88-043		
50	3mm EPDM Fitol 3mm EPDM Gasket	2037	88-008 88-011 00-1384 92-483 88-043		
51	5mm EPDM Fitol 5mm EPDM Gasket	2038	88-008 88-011 00-1384 92-483 88-043		
52	EPDM İç / Dış Bini Fitili EPDM Internal /External Gasket	F 04 001	3039-3039 3039-3038		
53	EPDM Fitol EPDM Gasket	40 D 06	3039 - 1327 3023 - 1327		

Aksesuar Listesi
List of Accessories

No	Aksesuar Adı Accessories Name	Kodu Code	Kullanıldığı Profiller Profiles	İmalat Ölçüleri Dimensions for Assembling	Aksesuar Accessories
54	EPDM Takoz Fitol EPDM Central Gasket	2197	1327 - 1328		
55	Plastik Tapa Cover cap	D 02 002	3023 3039		
56	Kapı Altı Fırçası Brush Weather Strip 1 mt / Adet 1 mt / Piece	40 D 30	3022		
57	Fırça Fitol Brush Gasket	40 D 04	88-023 88-024		
58	Derz dolgu silikonu - WS 605 Sillcone	—	—		
59	Barel / Cylinder 1 Adet / Piece	B 01 002	3039		
60	Çarpma Kapı Mentеше Both Side Opening Hinge 1 Adet / Piece	52-111	3023		
61	Cam Tutucu Glazing Clamp	C 03 001	3023 - 3039	