

KATALOGDA YER ALAN AĞIRLIK BİLGİLERİ TEORİK AĞIRLIKLARDIR. PROFİL AĞIRLIKLARININ BELİRLENMESİNDE ÇUHADAROĞLU KANTAR KAYITLARI ESAS ALINACAKTIR. TEORİK VE PRATİK AĞIRLIKLAR ARASINDA $\pm\%5$ SAPMA GÖZLENEBİLMEKTEDİR.

BU KATALOGTAKİ ÜRÜNLER ÇUHADAROĞLU BÜNYESİNDE TASARLANMIŞ ÖZGÜN FİKİR ÜRÜNLERİ OLUP TÜRK PATENT ENSTİTÜSÜ TARAFINDAN TESCİL EDİLMİŞTİR.

ÜRÜNLERİMİZİN İZİNSİZ KULLANILMASI, ÜRETİLMESİ, ÇOĞALTILMASI, SATILMASI YASALARA AYKIRI DAVRANIŞ OLACAĞINDAN, BU GİBİ HAKSIZ EYLEMLERE KARŞI YASAL YAPTIRIMLAR UYGULANACAKTIR.

ÇUHADAROĞLU METAL SAN. VE PAZ. A.Ş.












BASIM TARİHİ: AĞUSTOS 2011

Isı Yalıtımsız Kapı ve Vitrin Sistemleri
Non-Insulated Door and Entrance Systems

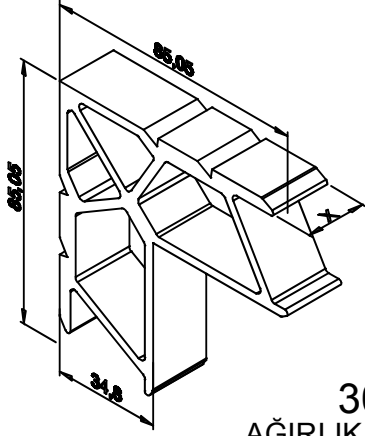
İÇİNDEKİLER	Sayfa	CONTENTS	Page
1. Profil Listesi	1-1	1. List of Profiles	1-1
2. Aksesuar Listesi	2-1	2. List of Accessories	2-1
3. Profiller	3-1	3. Profiles	3-1
Camlama Seçenekleri	3-6	Glazing	3-6
4. Pencereleler	4-1	4. Windows	4-1
5. Kapılar	5-1	5. Doors	5-1
6. Çarpma Kapı	6-1	6. Both Side Opening Doors	6-1
7. Açılı Dönüşler	7-1	7. Curved Profiles	7-1

NO	PROFİL ŞEKLİ	PROFİL KODU	AÇIKLAMA	AĞIRLIK (kg/m)	SAYFA NO
1		91-310	Kasa Profili & Orta Kayıt Profili	1.320	3-1
2		91-309	Kasa Profili & Kanat Profili	1.380	3-1
3		99-1032	Kasa Profili & Orta Kayıt Profili	1.845	3-1
4		92-430	Kasa Profili & Orta Kayıt Profili	1.000	3-1
5		03-2014	Kasa Profili & Orta Kayıt Profili	1.455	3-1
6		97-864	Ek Kulak Profili	0.308	3-1
7		91-308	Adaptör Profili	0.560	3-1
8		00-1329	C 50 Sisteme Geçiş Profili	0.832	3-1
9		99-1035	Griyaj Orta Kayıt Profili	2.108	3-2
10		99-1033	Etek Profili	2.140	3-2
11		88-023	Çarpma Kapı Adaptör Profili	0.467	3-2
12		88-024	Çarpma Kapı Adaptör Profili	0.456	3-2
13		89-191	Çektirme Profili	1.097	3-3
14		99-1034	115° Köşe Dönüş Profili	1.756	3-3
15		94-600	135° Köşe Dönüş Profili	1.206	3-3
16		92-436	90° Köşe Dönüş Profili	1.402	3-3
17		89-146	Çektirme Profili	0.798	3-5
18		00-1328	Adaptör Profili	0.372	3-2
19		00-1327	Adaptör Profili	0.697	3-2
20		04-2115	Tij Profili	0.099	3-3
22		88-009	Cam Çıta Profili	0.290	3-4
23		93-564	Cam Çıta Profili	0.299	3-4
24		92-484	Cam Çıta Profili	0.272	3-4
25		3144	Cam Çıta Profili	0.223	3-4
26		3145	Cam Çıta Profili	0.235	3-4
27		2606	Cam Çıta Profili	0.286	3-4
28		3108	Cam Çıta Profili	0.306	3-4
29		3109	Cam Çıta Profili	0.310	3-4

NOT : Yukarıdaki profil birim ağırlıkları bilgisayarda tespit edilmiş, teorik ağırlıklardır.
Bundan önce basılan katoloklardaki birim ağırlıklar geçerli değildir.

NO	PROFİL ŞEKLİ	PROFİL KODU	AÇIKLAMA	AĞIRLIK (kg/m)	SAYFA NO
30		3110	Cam Çıta Profili	0.322	3-4
31		3111	Cam Çıta Profili	0.336	3-5
32		3112	Cam Çıta Profili	0.354	3-5
33		3113	Cam Çıta Profili	0.383	3-5
34		3114	Cam Çıta Profili	0.396	3-5
35		3115	Cam Çıta Profili	0.408	3-5
36		3116	Cam Çıta Profili	0.420	3-5
37		3117	Cam Çıta Profili	0.432	3-5
38		04-2179	Takviye Profili	1.201	3-3
39		07-2703	Takviye Profili	0.763	3-3
40		04-2178	Takviye Profili Kapağı	0.255	3-3
41					
42					
43					
44					
45					
46					
47					
48					
49					
50					
51					
52					
53					
54					
55					
56					
57					

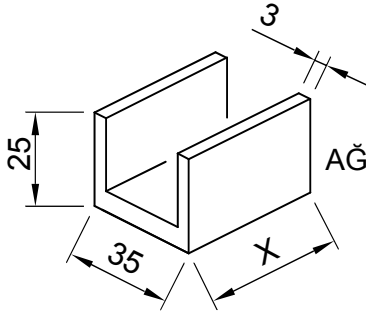
NOT : Yukarıdaki profil birim ağırlıkları bilgisayarda tespit edilmiş, teorik ağırlıklardır.
Bundan önce basılan katoloklardaki birim ağırlıklar geçerli değildir.



3094
AĞIRLIK : 4.773 kg/m

KÖŞE TAKOZLARI

Köşe Takozu Profil No:	Kesim Boyu (X)	Profil Kodu
3094	55.5 mm	91-310 / 91-309



89-146
AĞIRLIK : 0.798 kg/m

U BAĞLANTI

U Bağlantı Profil No:	Kesim Boyu (X)	Profil Kodu
89-146	55.5 mm	91-310



HY 18 (2mm için)
CAM FİTİLİ
(50 m/koli)



40 D 03
2009-A(3mm için)
CAM FİTİLİ
(200 m/koli)



2077 (4mm için)
CAM FİTİLİ
(200 m/koli)



MN-201 (5mm)
CAM FİTİLİ
(200 m/koli)



2037 (5mm)
CAM FİTİLİ
(150 m/koli)



50 D 52
2036 BİNİ FİTİLİ
(400 m/koli)



2039
BİNİ FİTİLİ
(200 m/koli)



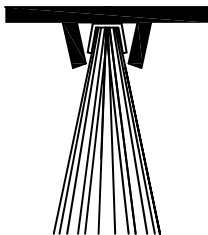
40 D 06
BİNİ FİTİLİ
(350 m/koli)



2197
TAKOZ FİTİLİ
(100 m/koli)



40 D 04
6,7-550 WF
FİRÇA FİTİLİ



40 D 30
U TİPİ
KAPI ALTI FİRÇASI
(Adet)

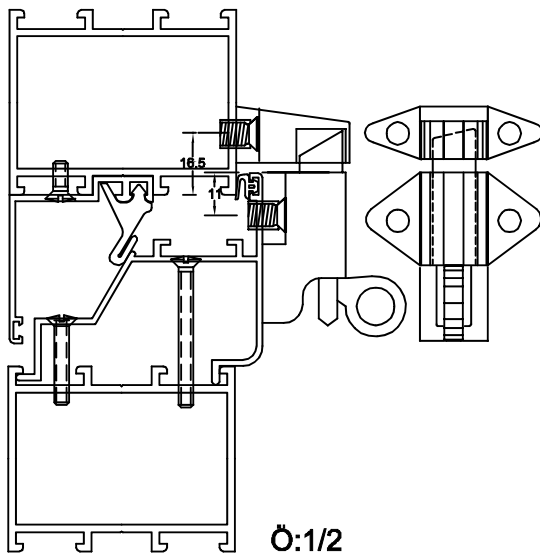
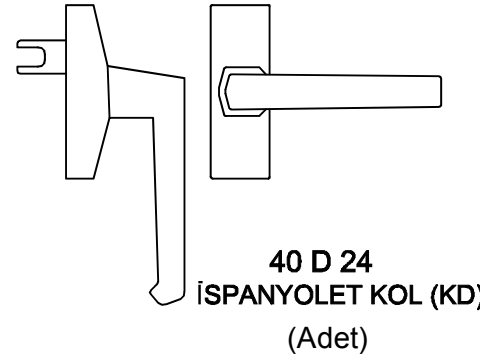
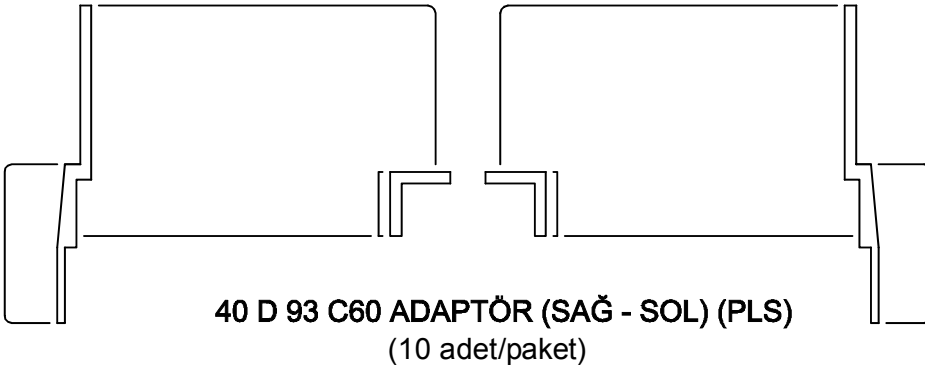
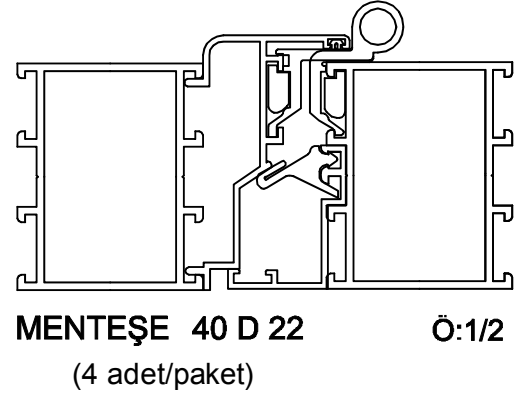
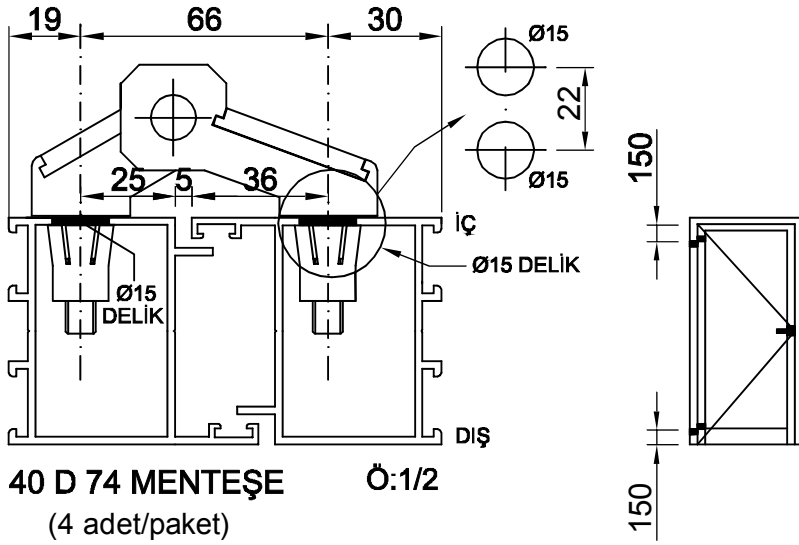


YSP-05
ISI CAM TAKOZU (PLS)
(1000 adet/paket)

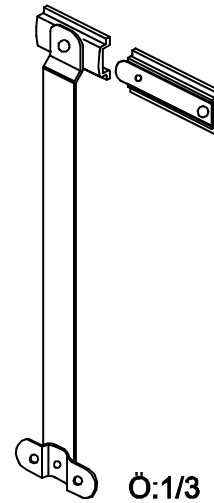


6x50 YHB-A2
KÖR KASA + KASA BAĞLANTI VİDASI
(Adet)

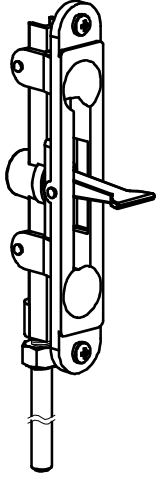
C 60



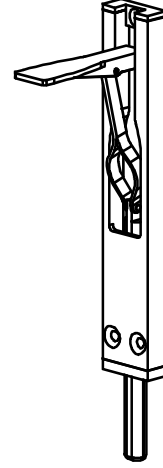
VASİSTAS ÇARPMA (HAM)
(Eloksale Uygun Değildir)
(Adet)



40 D 26 VASİSTAS MAKAS 13cm (10 adet/paket)
40 D 18 VASİSTAS MAKAS 22cm (10 adet/paket)
40 D 45 VASİSTAS MAKAS 30cm (10 adet/paket)



**GÖMME SÜRGÜ
KROMAJLI
(adet)**



**40 D 53
ÜSTTEN GÖMME
SÜRGÜ
(adet)**



**40 D 7003
DİLLİ KİLİT (SNTS)(25mm)
(adet)**



**40 D 7004
MAKARALI KİLİT (SNTS)(25mm)
(adet)**



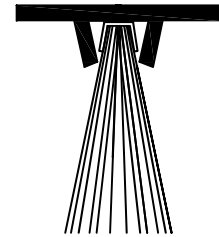
**BAREL
(29X10X29)(SNTS)
(adet)**



**40 D 60
ÇEKME KOL
(adet)**

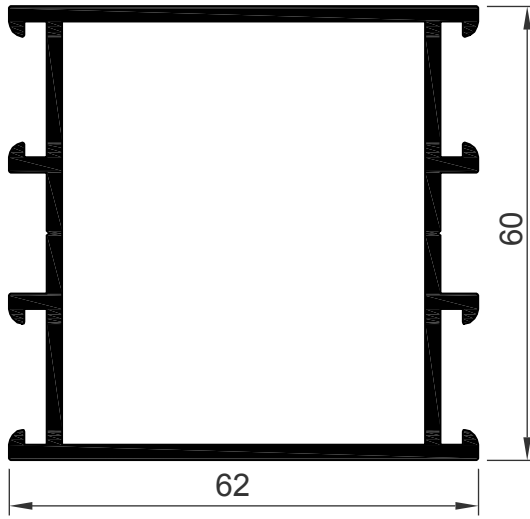


**40 D 70
BASMA KOL
(adet)**

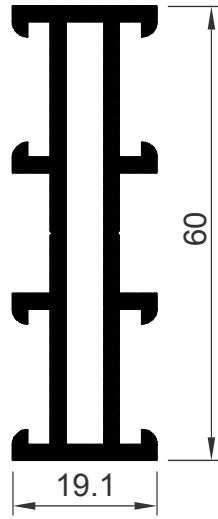


**40 D 30
U TİPİ
KAPI ALTI FIRÇASI
(adet)**

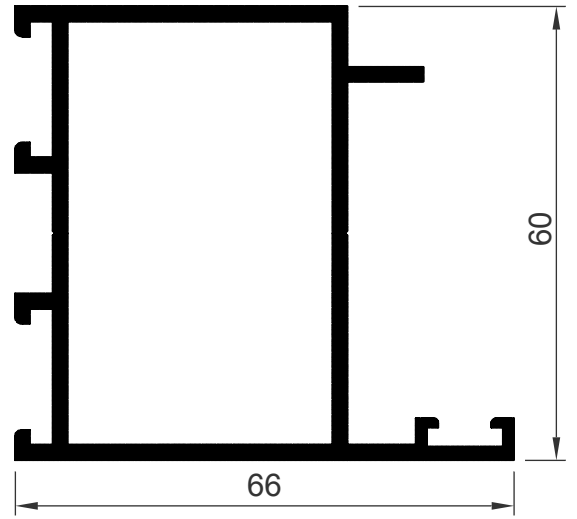
C 60



03-2014
AĞIRLIK : 1.455 kg/m
JX: 28.12 cm⁴
JY: 27.44cm⁴



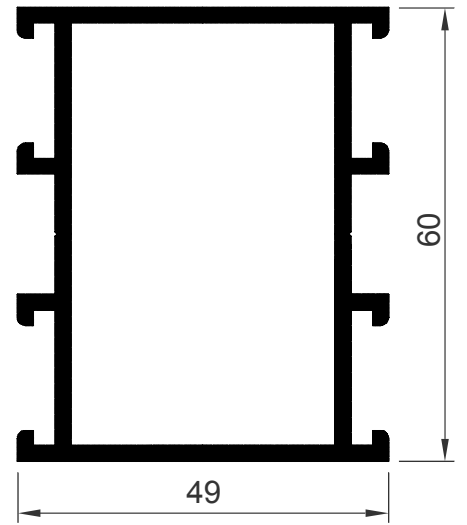
92-430
AĞIRLIK : 1.000 kg/m
JX: 13.67 cm⁴
JY: 0.90 cm⁴



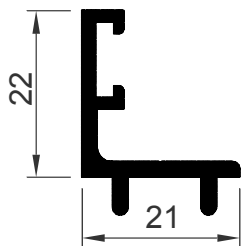
91-309
AĞIRLIK : 1.380 kg/m
JX: 26.57 cm⁴
JY: 19.20 cm⁴



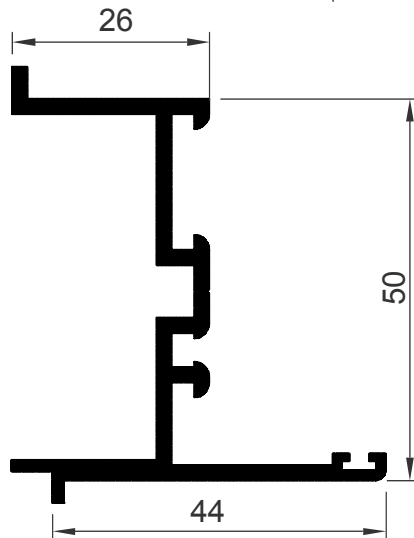
99-1032
AĞIRLIK : 1.845 kg/m
JX: 40.45 cm⁴
JY: 88.37 cm⁴




91-310
AĞIRLIK : 1.320 kg/m
JX: 23.96 cm⁴
JY: 15.20 cm⁴



97-864
AĞIRLIK : 0.308 kg/m

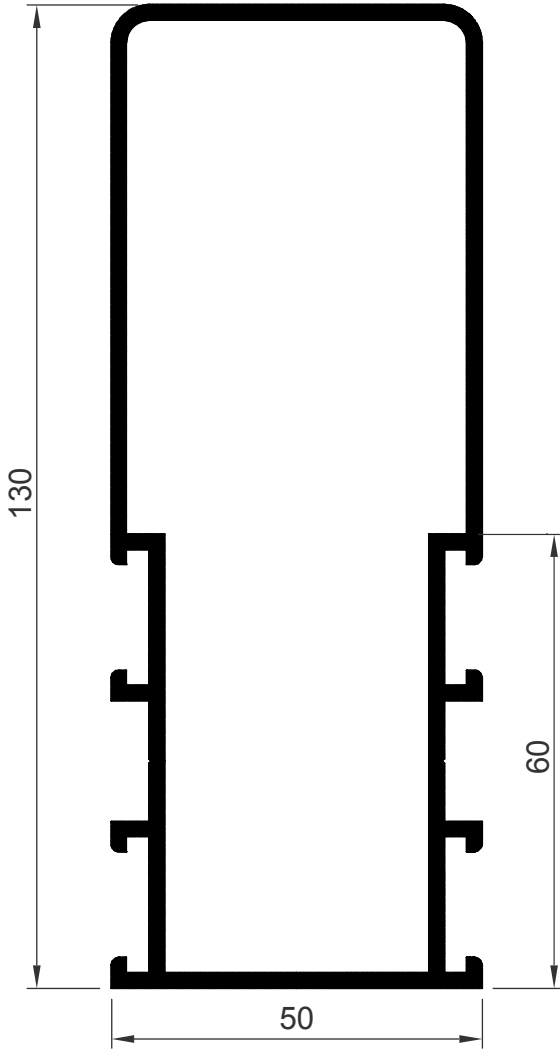


00-1329
AĞIRLIK : 0.832 kg/m
Ağustos 2011



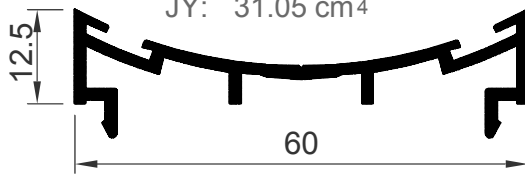
91-308
AĞIRLIK : 0.560 kg/m

C 60



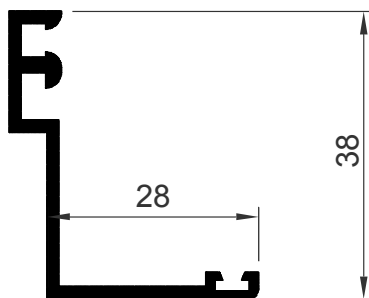
99-1035

AĞIRLIK : 2.108 kg/m
JX: 153.05 cm⁴
JY: 31.05 cm⁴



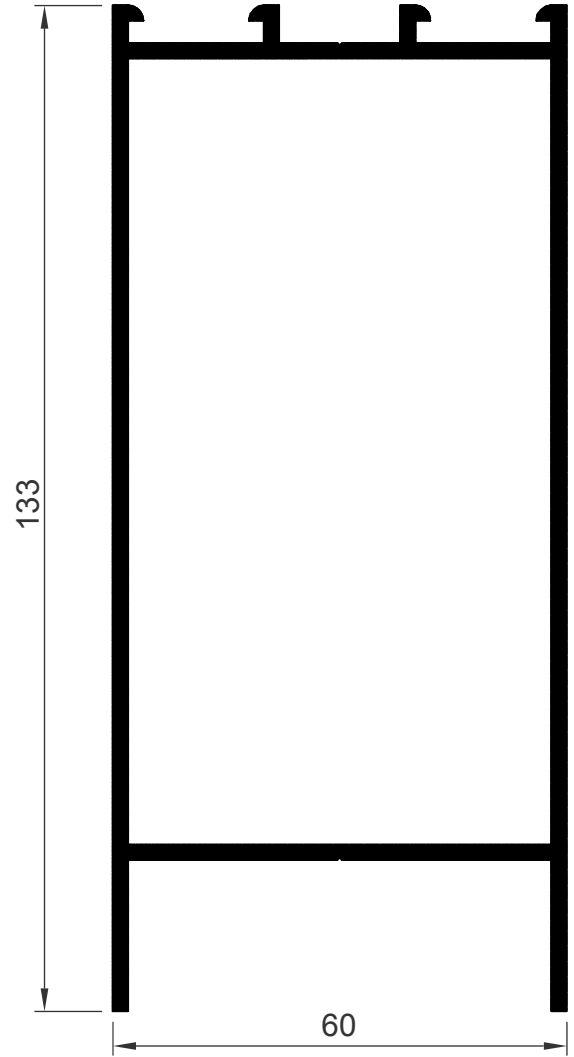
88-023

AĞIRLIK : 0.467 kg/m



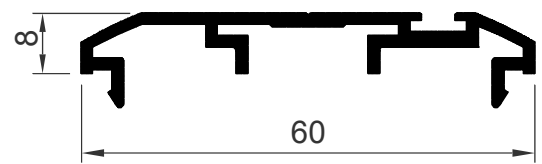
00-1328

AĞIRLIK : 0.372 kg/m



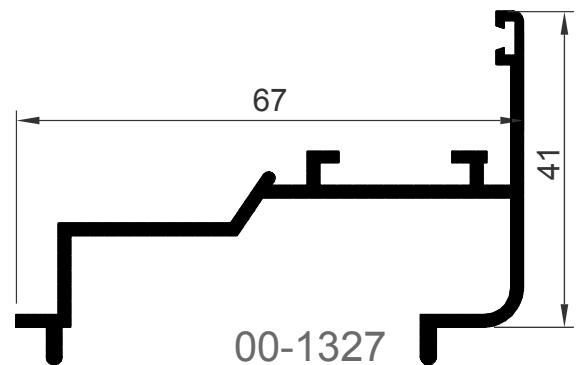
99-1033

AĞIRLIK : 2.140 kg/m



88-024

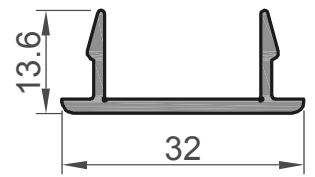
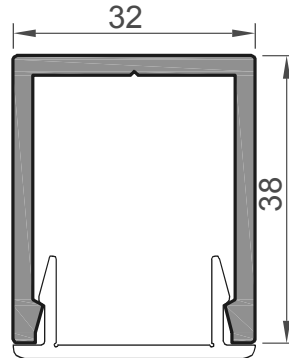
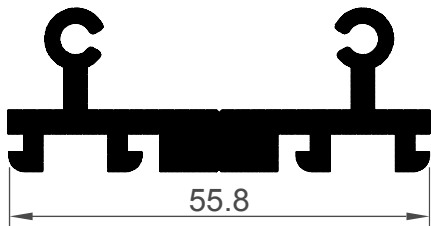
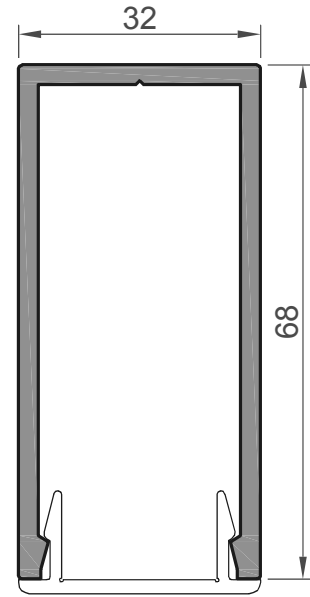
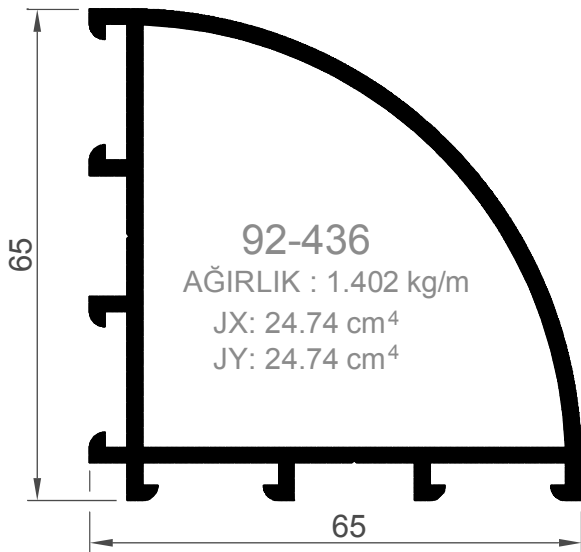
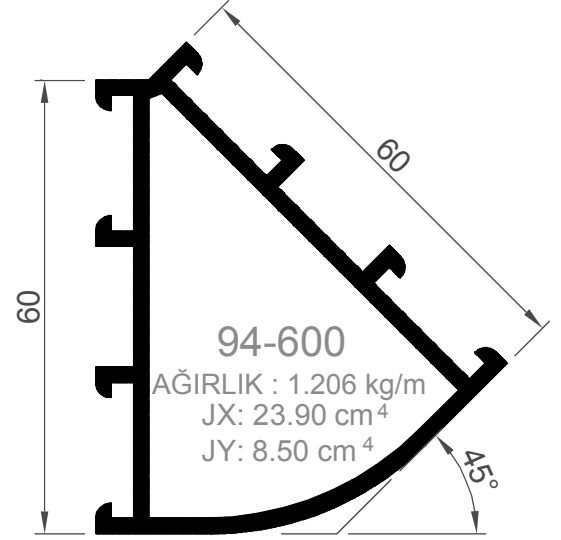
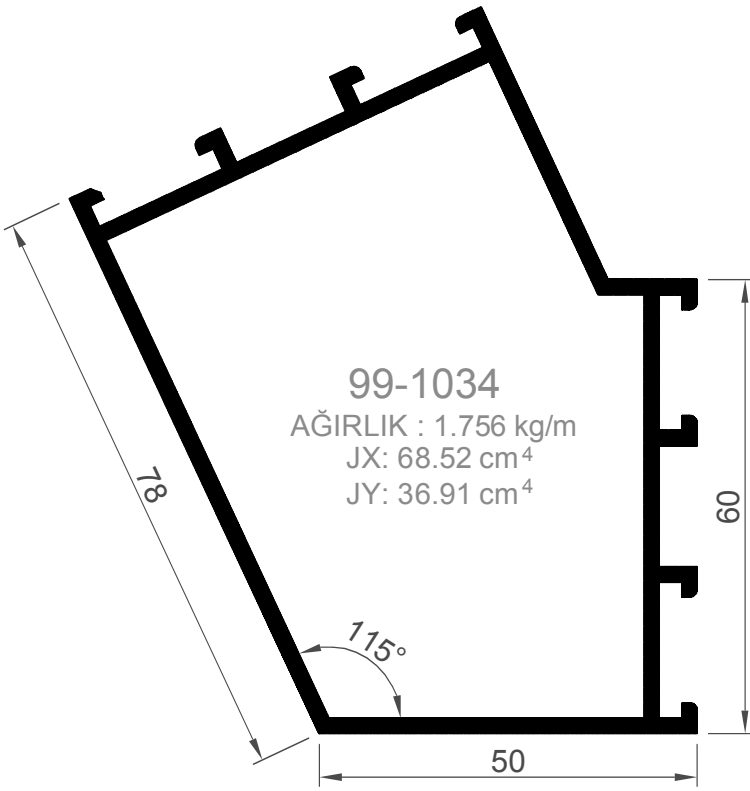
AĞIRLIK : 0.463 kg/m



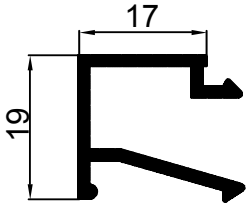
00-1327

AĞIRLIK : 0.697 kg/m

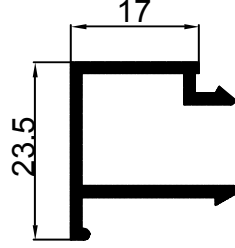
C 60



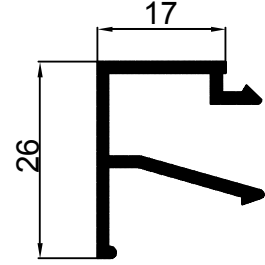
C 60



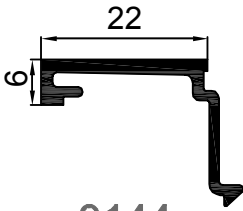
92-484
AĞIRLIK : 0.272 kg/m



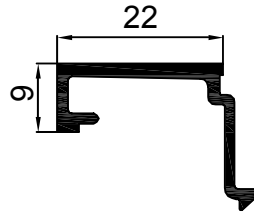
88-009
AĞIRLIK : 0.290 kg/m



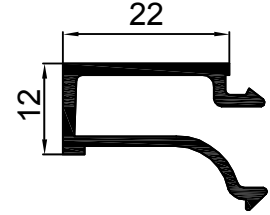
93-564
AĞIRLIK : 0.299 kg/m



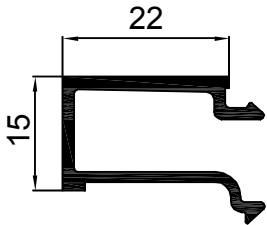
3144
AĞIRLIK : 0.223 kg/m



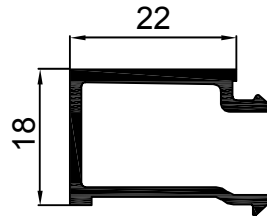
3145
AĞIRLIK : 0.235 kg/m



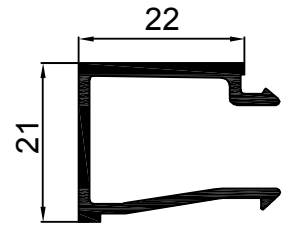
2606
AĞIRLIK : 0.286 kg/m



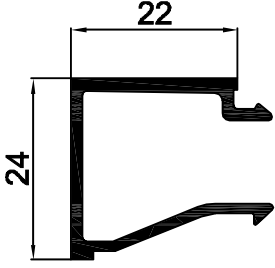
3108
AĞIRLIK : 0.306 kg/m



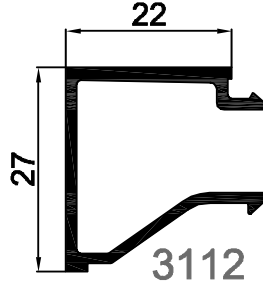
3109
AĞIRLIK : 0.310 kg/m



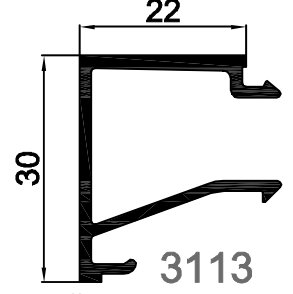
3110
AĞIRLIK : 0.322 kg/m



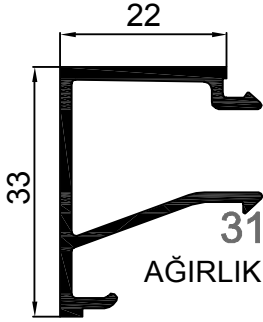
3111
AĞIRLIK : 0.336 kg/m



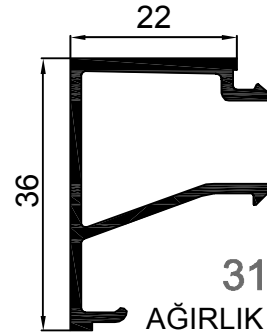
3112
AĞIRLIK : 0.354 kg/m



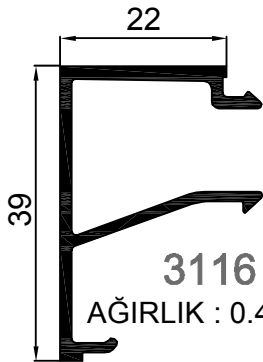
3113
AĞIRLIK : 0.383 kg/m



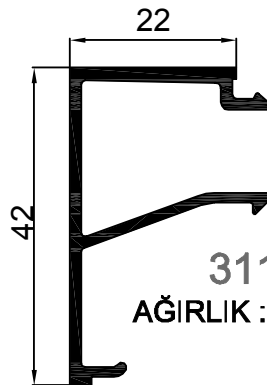
3114
AĞIRLIK : 0.396 kg/m



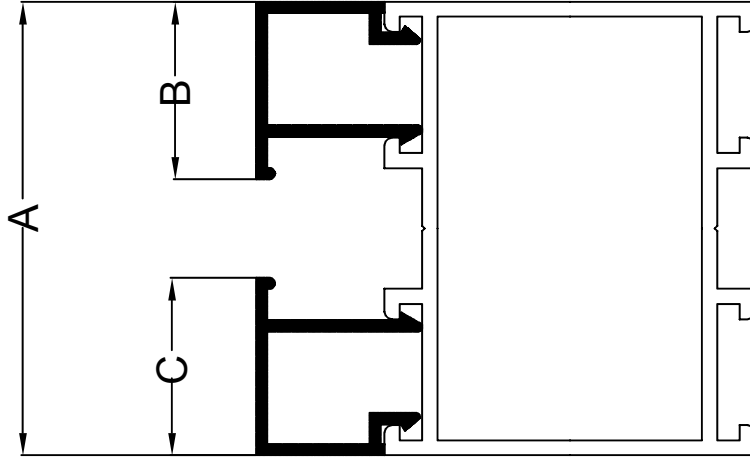
3115
AĞIRLIK : 0.408 kg/m








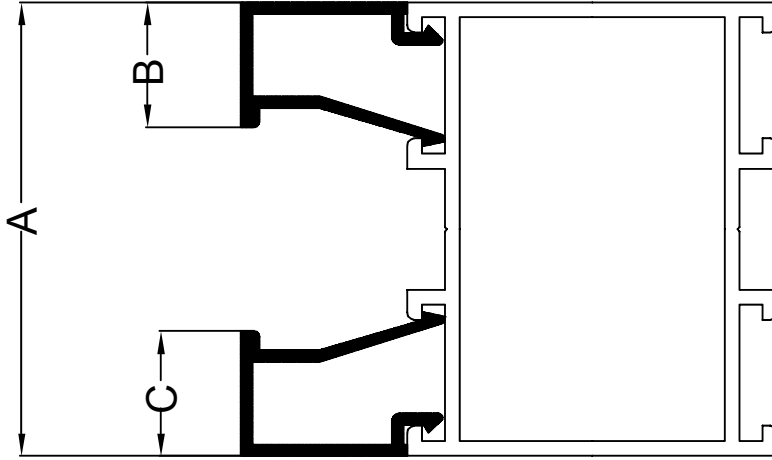
3116
AĞIRLIK : 0.420 kg/m








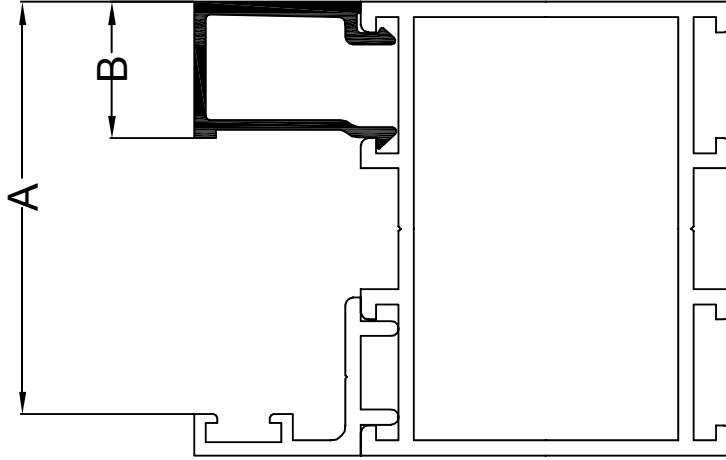
3117
AĞIRLIK : 0.432 kg/m






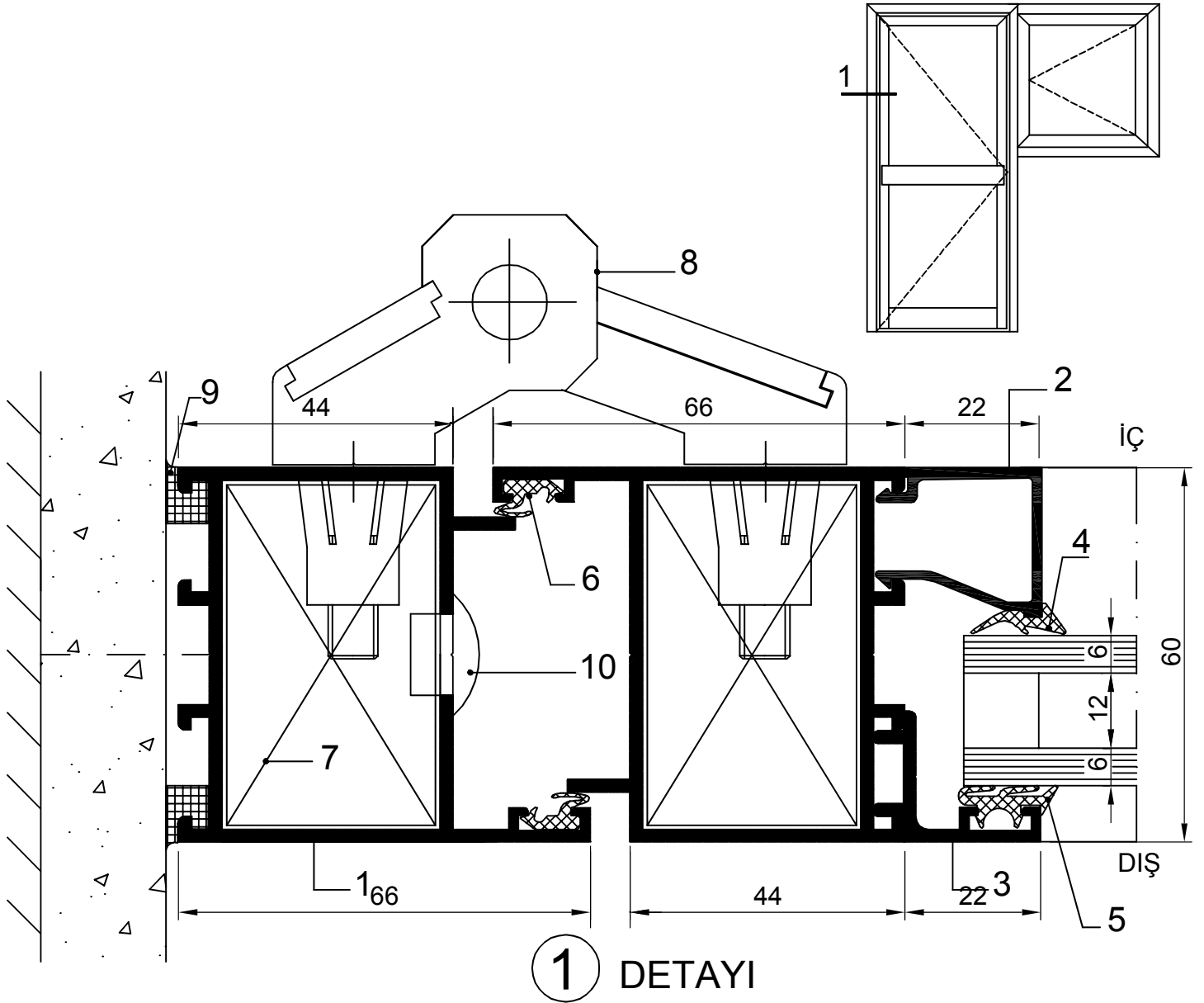
(ÇARPMA KAPI PROFİLLERİ) (99-1034, 99-1033, 91-309, 91-310)						
A = 60 mm Montaj Yüksekliği / Construction Depth						
						
Cam (Glass)	Cam Çıtası (Glazing Bead)	B(mm)	Cam Çıtası (Glazing Bead)	C(mm)	İç Cam Fıtlı (Internal Glazing Gasket)	Dış Cam Fıtlı (External Glazing Gasket)
3	93-564	26	93-564	26	40 D 03	HY-18
4	93-564	26	93-564	26	HY-18	HY-18
5	88-009	23,5	88-009	23,5	2077	2077
6	88-009	23,5	88-009	23,5	2077	40 D 03
7	88-009	23,5	88-009	23,5	40 D 03	40 D 03
8	88-009	23,5	88-009	23,5	40 D 03	HY-18
9	88-009	23,5	88-009	23,5	HY-18	HY-18
12	92-484	19	92-484	19	MN-201	MN-201
13	92-484	19	92-484	19	MN-201	2077
14	92-484	19	92-484	19	2077	2077
15	92-484	19	92-484	19	2077	40 D 03
16	92-484	19	92-484	19	40 D 03	40 D 03
17	92-484	19	92-484	19	40 D 03	HY-18
18	92-484	19	92-484	19	HY-18	HY-18



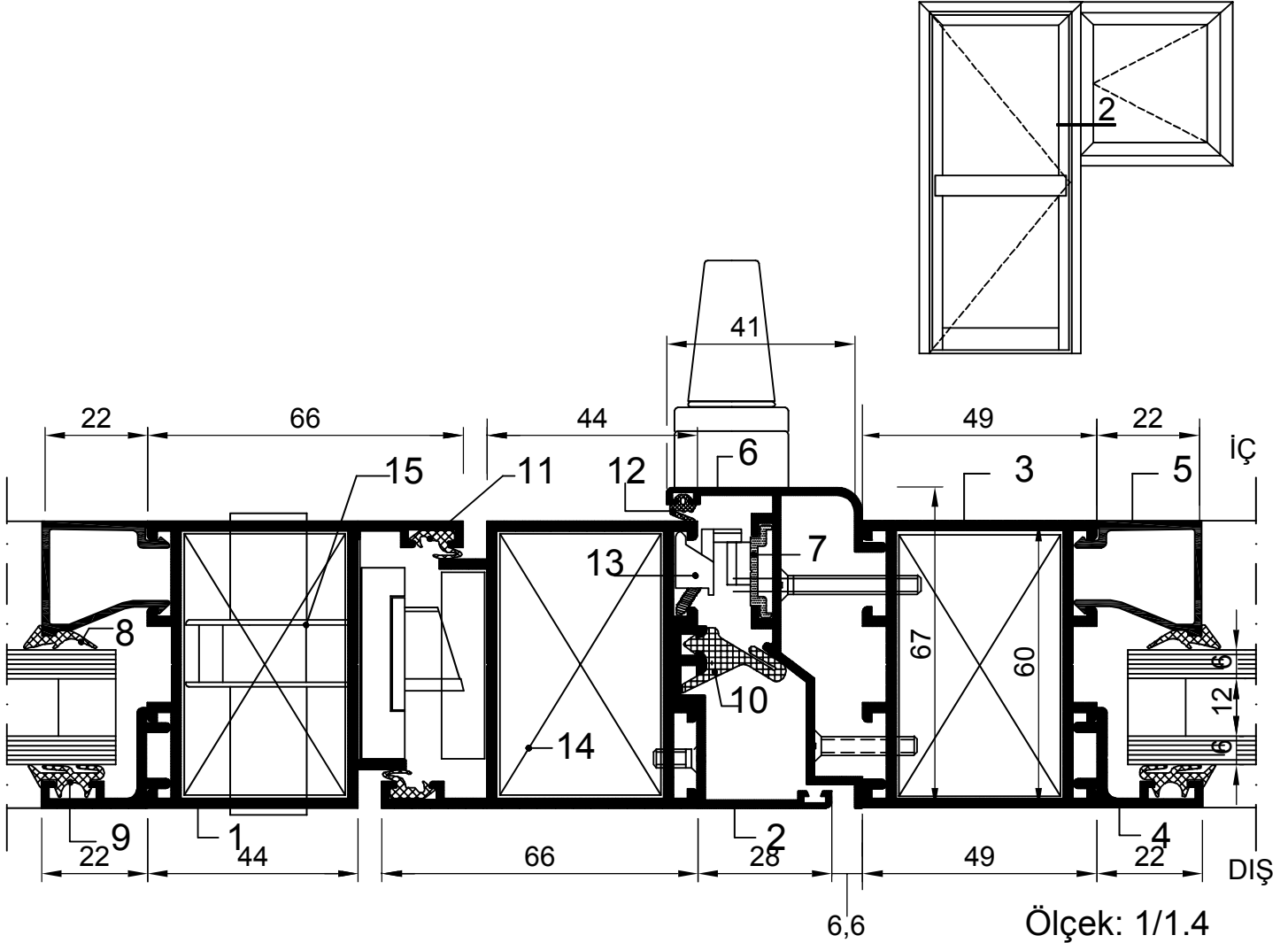
PENCERE & KAPI PROFİLLERİ (99-1034, 99-1033, 99-1039 , 91-309, 91-310)						
A = 60 mm Montaj Yüksekliği / Construction Depth						
						
Cam (Glass)	Cam Çıtası (Glazing Bead)	B(mm)	Cam Çıtası (Glazing Bead)	C(mm)	İç Cam Fitolu (Internal Glazing Gasket)	Dış Cam Fitolu (External Glazing Gasket)
3	3111	24	3111	24	2077	MN201
4	3111	24	3111	24	40D03	MN201
5	3111	24	3111	24	2077	40D03
6	3111	24	3111	24	40D03	40D03
7	3111	24	3111	24	HY18	40D03
8	3110	21	3110	21	MN201	MN201
9	3110	21	3110	21	2077	MN201
10	3110	21	3110	21	40D03	MN201
11	3110	21	3110	21	2077	40D03
12	3110	21	3110	21	40D03	40D03
13	3110	21	3110	21	HY18	40D03
14	3109	18	3109	18	MN201	MN201
15	3109	18	3109	18	2077	MN201
16	3109	18	3109	18	MN201	40D03
17	3109	18	3109	18	2077	40D03
18	3109	18	3109	18	40D03	40D03
19	3109	18	3109	18	HY18	40D03
20	3108	15	3108	15	MN201	MN201
21	3108	15	3108	15	2077	MN201
22	3108	15	3108	15	40D03	MN201
23	3108	15	3108	15	2077	40D03
24	3108	15	3108	15	40D03	40D03
25	3108	15	3108	15	HY18	40D03
26	2606	12	2606	12	MN201	MN201
27	2606	12	2606	12	2077	MN201
28	2606	12	2606	12	40D03	MN201
29	2606	12	2606	12	2077	40D03
30	2606	12	2606	12	40D03	40D03
31	2606	12	2606	12	HY18	40D03
32	3145	9	3145	9	MN201	MN201
33	3145	9	3145	9	2077	MN201
34	3145	9	3145	9	40D03	MN201
35	3145	9	3145	9	2077	40D03
36	3145	9	3145	9	40D03	40D03
37	3145	9	3145	9	HY18	40D03
38	3144	6	3144	6	MN201	MN201
39	3144	6	3144	6	2077	MN201
40	3144	6	3144	6	40D03	MN201
41	3144	6	3144	6	2077	40D03
42	3144	6	3144	6	40D03	40D03
43	3144	6	3144	6	HY18	40D03



PENCERE & KAPI PROFİLLERİ (92-436 94-600 91-309 91-310)				
A = 54.5 mm Montaj Yüksekliği / Construction Depth				
				
Cam (Glass)	Cam Çıtası (Glazing Bead)	B(mm)	İç Cam Fıtlı (Internal Glazing Gasket)	Dış Cam Fıtlı (External Glazing Gasket)
3	3117	42	MN201	2038
4	3117	42	2077	2038
5	3117	42	MN201	2037
6	3117	42	2077	2037
7	3116	39	2077	2038
8	3116	39	MN201	2037
9	3116	39	2077	2037
10	3115	36	2077	2038
11	3115	36	MN201	2037
12	3115	36	2077	2037
13	3114	33	2077	2038
14	3114	33	MN201	2037
15	3114	33	2077	2037
16	3113	30	2077	2038
17	3113	30	MN201	2037
18	3113	30	2077	2037
19	3112	27	2077	2038
20	3112	27	MN201	2037
21	3112	27	2077	2037
22	3111	24	2077	2038
23	3111	24	MN201	2037
24	3111	24	2077	2037
25	3110	21	2077	2038
26	3110	21	MN201	2037
27	3110	21	2077	2037
28	3109	18	2077	2038
29	3109	18	MN201	2037
30	3109	18	2077	2037
31	3108	15	2077	2038
32	3108	15	MN201	2037
33	3108	15	2077	2037
34	2606	12	2077	2038
35	2606	12	MN201	2037
36	2606	12	2077	2037
37	3145	9	2077	2038
38	3145	9	MN201	2037
39	3145	9	2077	2037
40	3144	6	2077	2038
41	3144	6	MN201	2037
42	3144	6	2077	2037
43	3144	6	40D03	2037
44	3144	6	HY18	2037

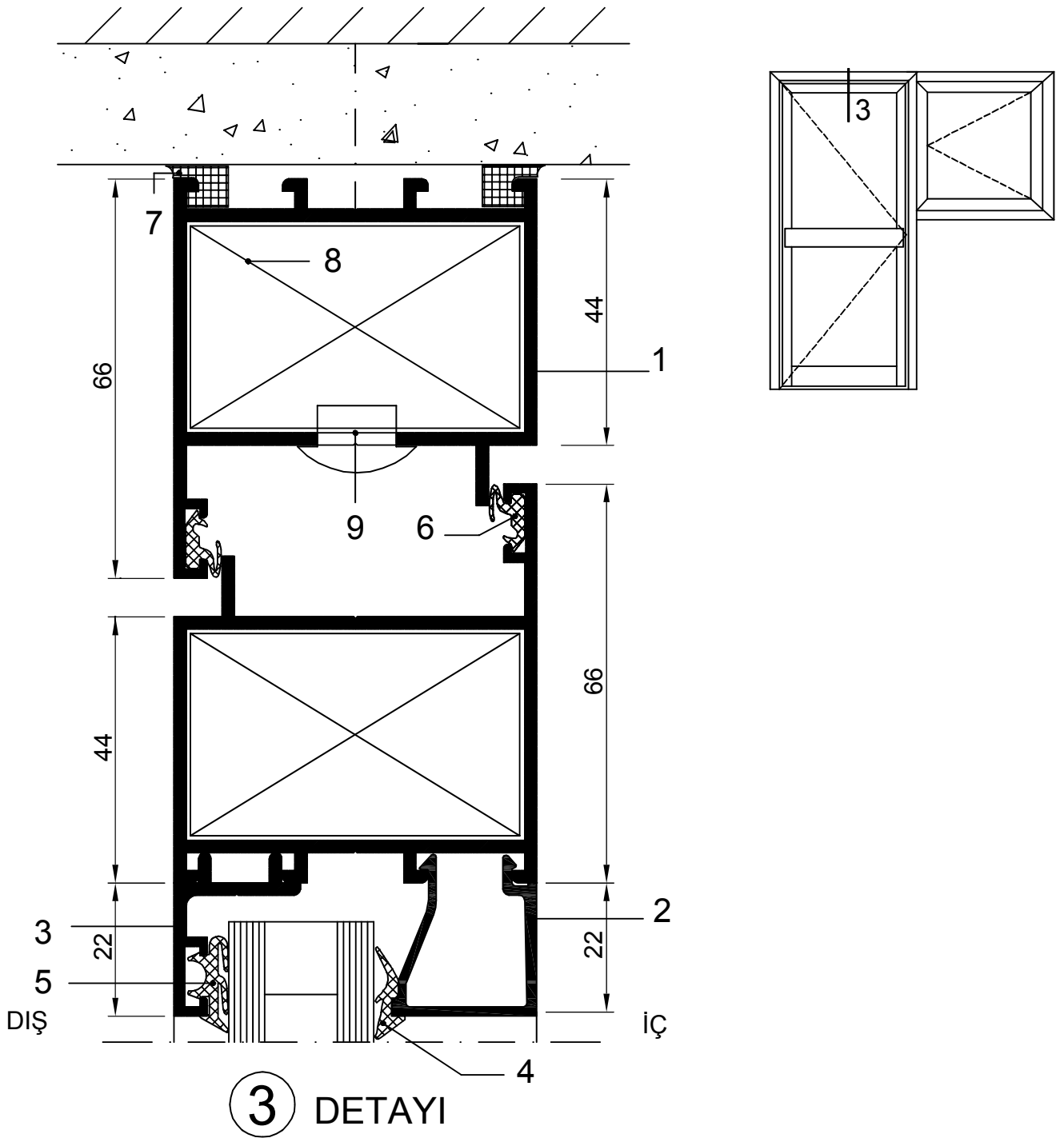


1. Kanat Profili & Kasa Profili	91-309	7. Köşe Takozu	3094
2. Cam Çıtası Profili	3111	8. Menteşe	40 D 74
3. Ek Kulak Profili	97-864	9. Silikon	
4. Cam Fiteli	2009-A	10. Plastik Tapa	
5. Cam Fiteli	2037		
6. Bini Fiteli	2039		

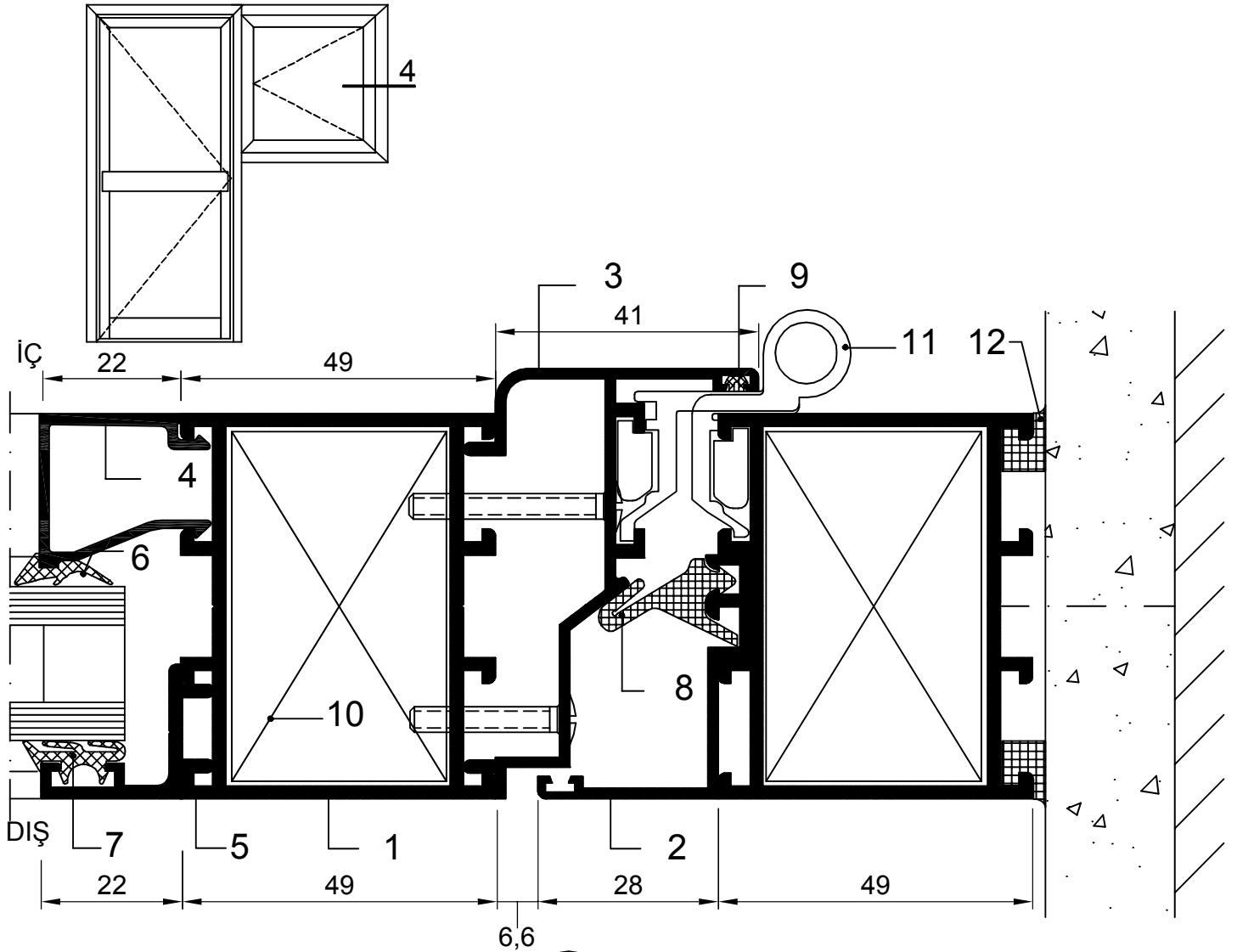


2 DETAYI

1. Kanat Profili	91-309	8. Cam Fiteli	2009-A	40 D 03
2. Adaptör Profili	00-1328	9. Cam Fiteli		2037
3. Orta Kayıt Profili	91-310	10. Takoz Fiteli		2197
4. Ek Kulak Profili	97-864	11. Bini Fiteli		2039
5. Cam Çıta Profili	3111	12. Bini Fiteli		40 D 06
6. Adaptör Profili	00-1327	13. Ayarlı Karşılık		
7. Tij Profili	04-2115	14. Köşe Takozu		3094
		15. Kilit		

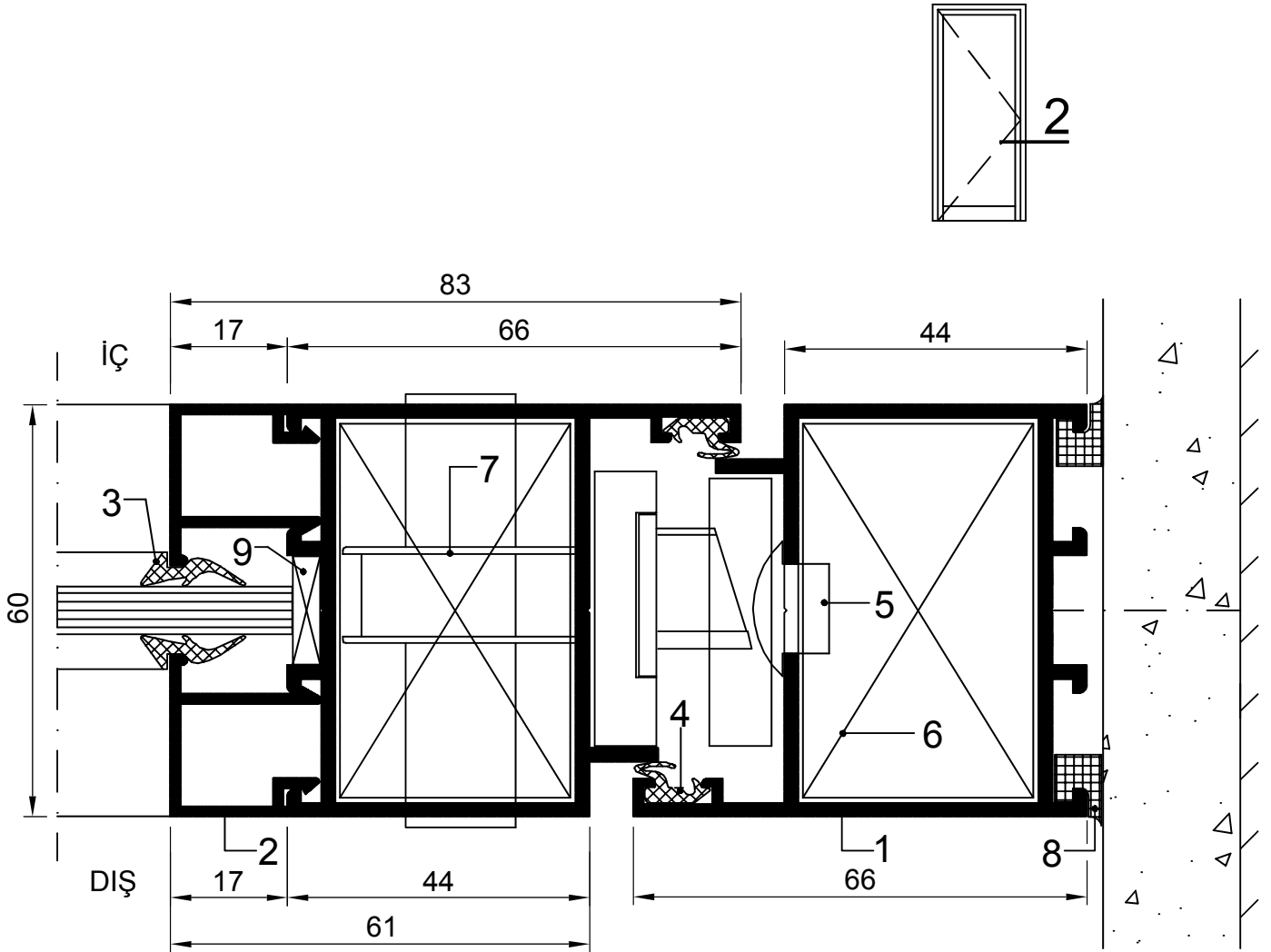


1. Kanat Profili & Kasa Profili	91-309	6. Bini Fiteli	2039
2. Cam Çıtası Profili	3111	7. Silikon	
3. Ek Kulak Profili	97-864	8. Köşe Takozu	3094
4. Cam Fiteli	2009-A 40 D 03	9. Plastik Tapa	
5. Cam Fiteli	2037		



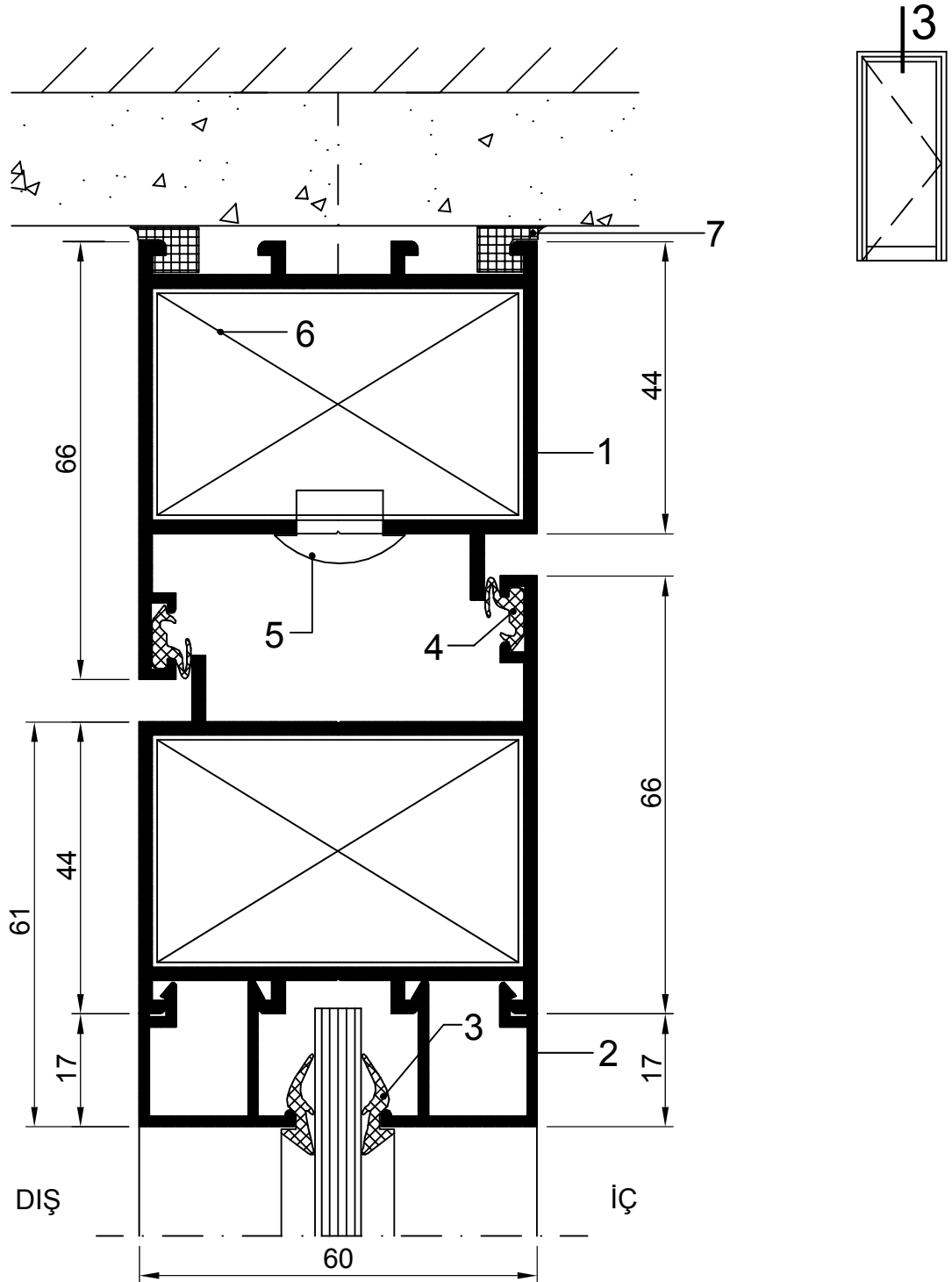
4 DETAYI

1. Kasa Profili & Orta Kayıt Profili	91-310	7. Cam Fiteli	2037
2. Adaptör Profili	00-1328	8. Takoz Fiteli	2197
3. Adaptör Profili	00-1327	9. Bini Fiteli	40 D 06
4. Cam Çıtası Profili	3111	10. Köşe Takozu	3094
5. Ek Kulak Profili	97-864	11. Mentеше	40 D 22
6. Cam Fiteli	2009-A	40 D 03	12. Silikon



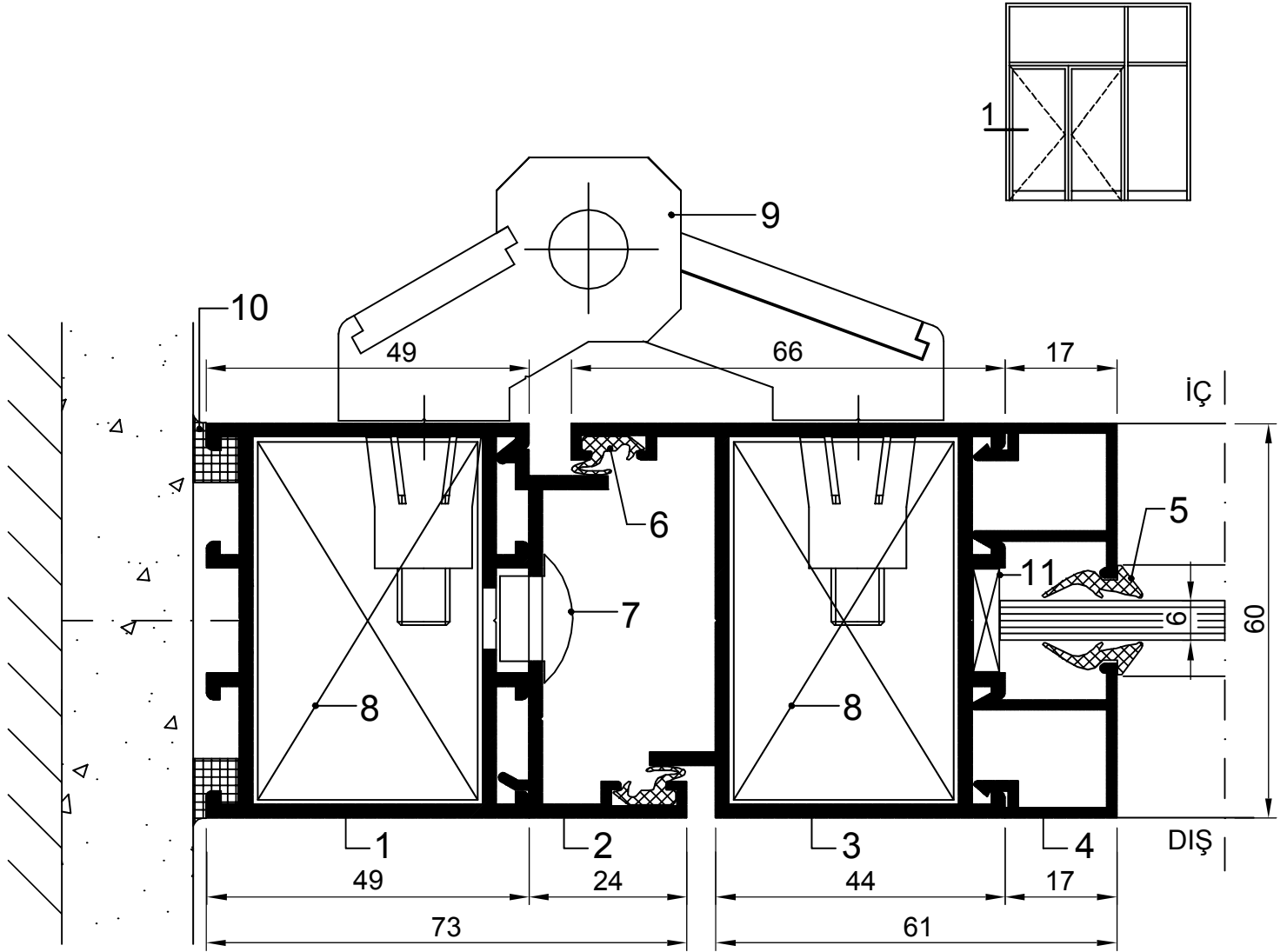
2 DETAYI

1. Kasa Profili & Kanat Profili	91-309	6. Köşe Takozu	3094
2. Cam Çıtası Profili	88-009	7. Kilit	
3. Cam Fıtılı	2009-A 40 D 03	8. Silikon	
4. Bini Fıtılı	2039	9. Cam Takozu	YSP-05
5. Plastik Tapa			



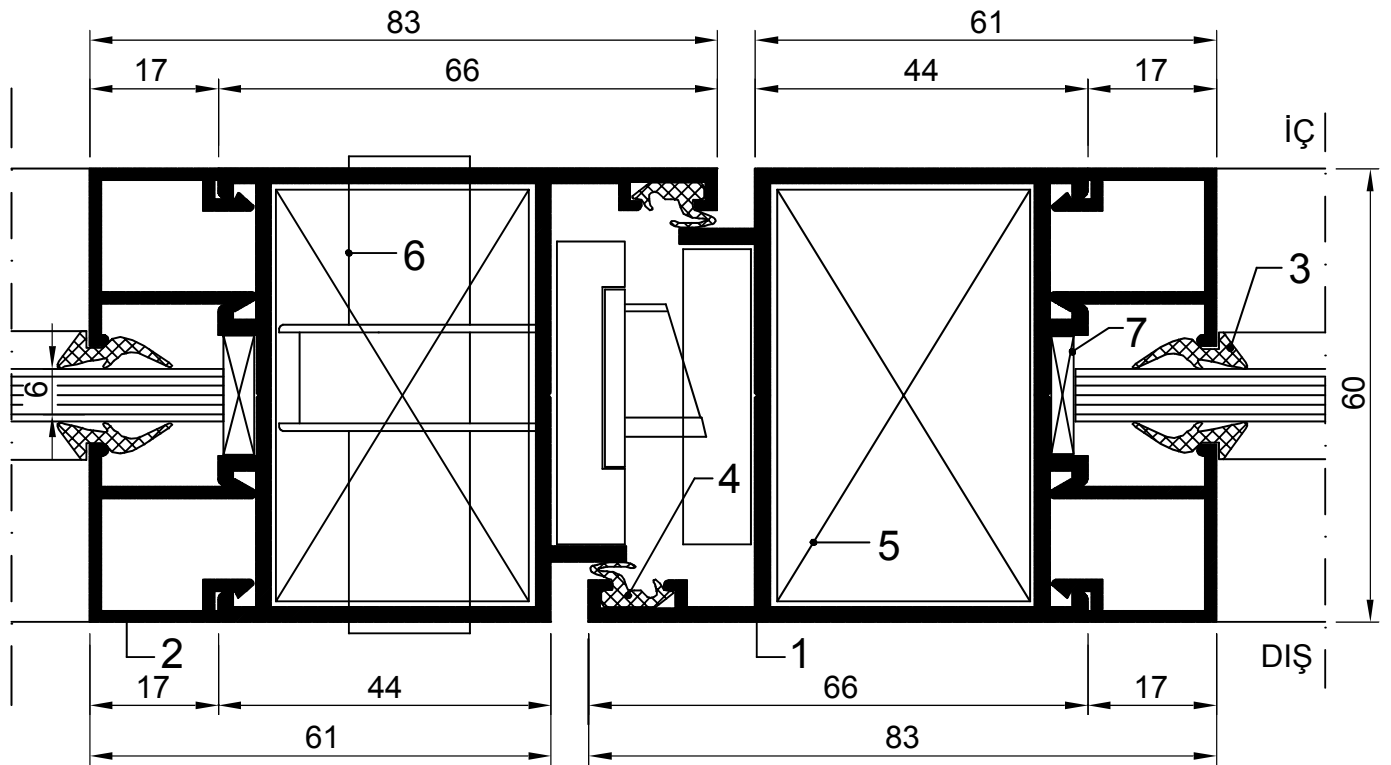
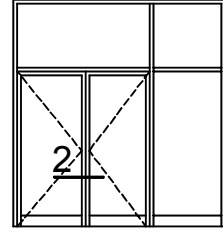
3 DETAYI

1. Kasa Profili & Kanat Profili	91-309	6. Köşe Takoğu	3094
2. Cam Çıtası Profili	88-009	7. Silikon	
3. Cam Fitali	2009-A 40 D 03		
4. Bini Fitali	2039		
5. Plastik Tapa			

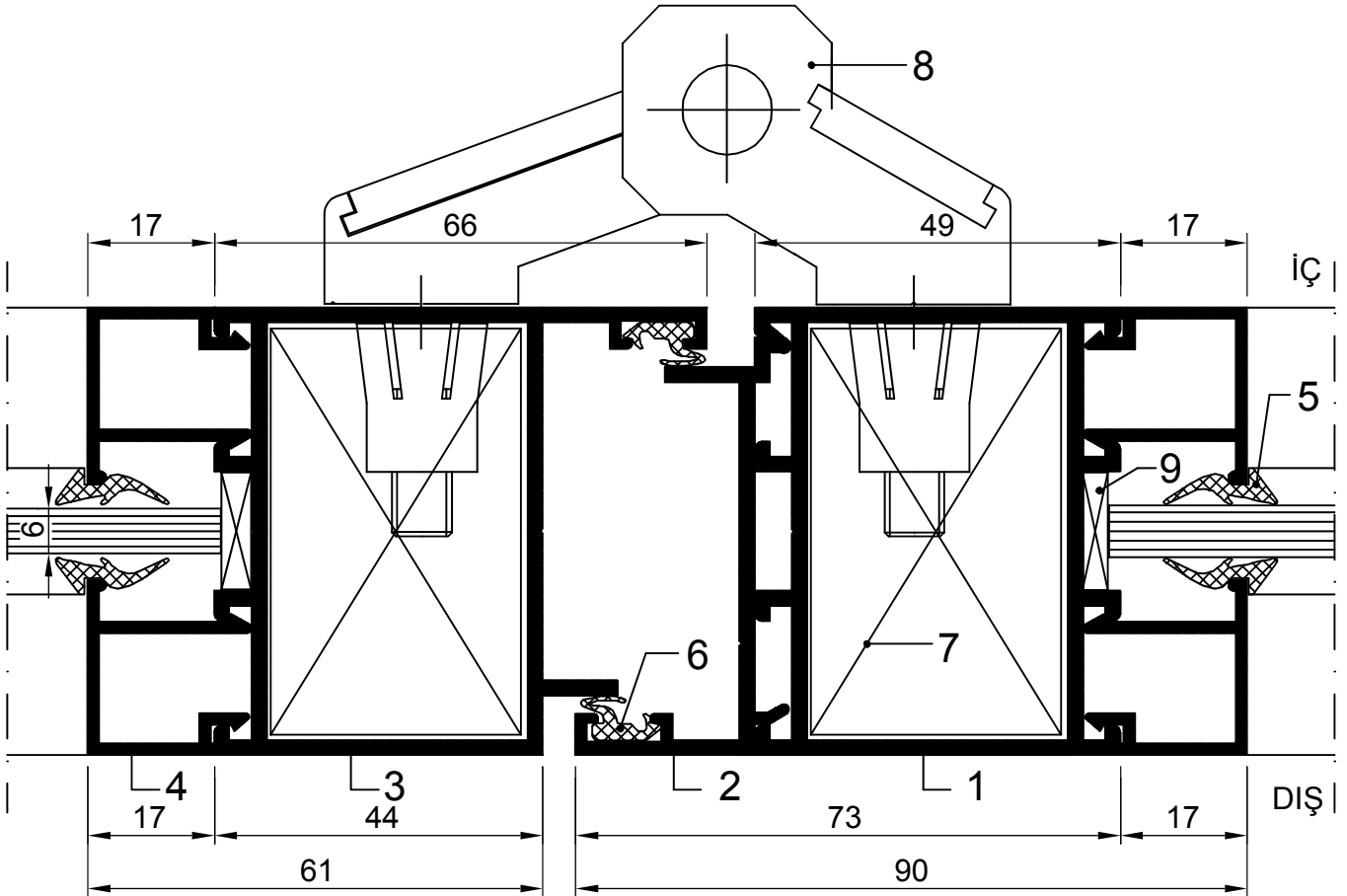
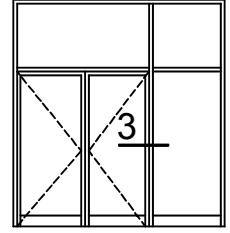


1 DETAYI

1. Kasa Profili & Orta Kayıt Profili	91-310	7. Plastik Tapa	
2. Adaptör Profili	91-308	8. Köşe Takozu	3094
3. Kanat Profili & Kasa Profili	91-309	9. Menteşe	40 D 74
4. Cam Çıtası Profili	88-009	10. Silikon	
5. Cam Fiteli	2009-A	11. Cam Takozu	
6. Bini Fiteli	2039		

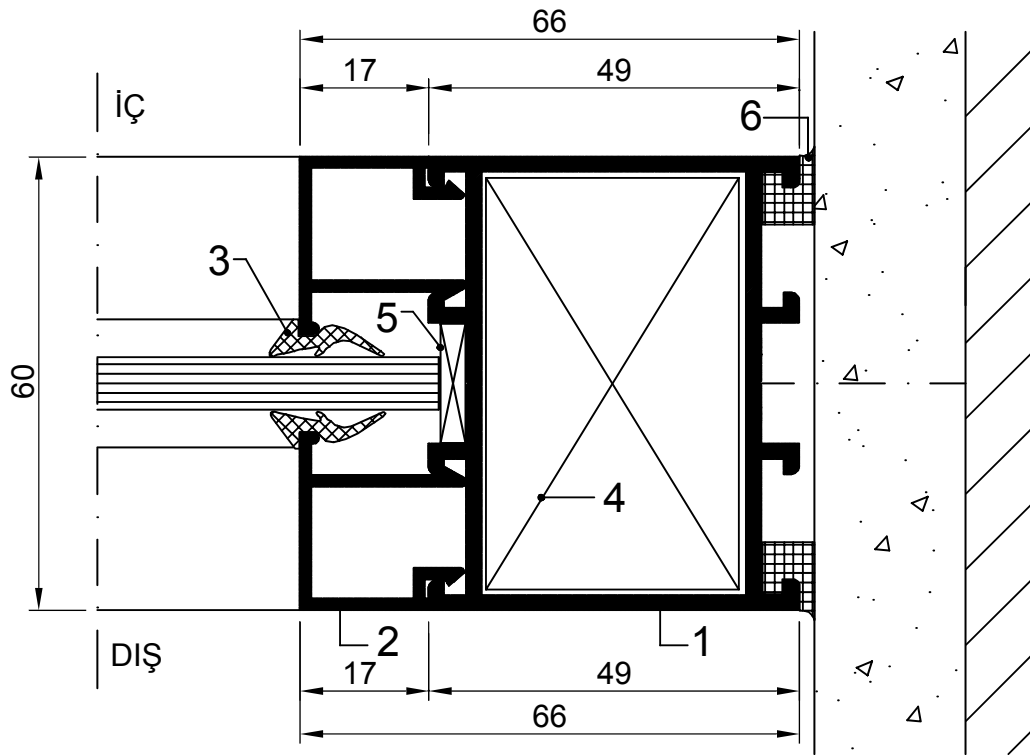
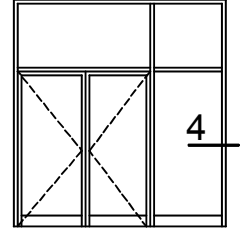
**2** DETAYI

1. Kanat Profili & Kasa Profili	91-309	5. Köşe Takozu	3094
2. Cam Çıtası Profili	88-009	6. Kilit	
3. Cam Fitili	2009-A 40 D 03	7. Cam Takozu	
4. Bini Fitili	2039		

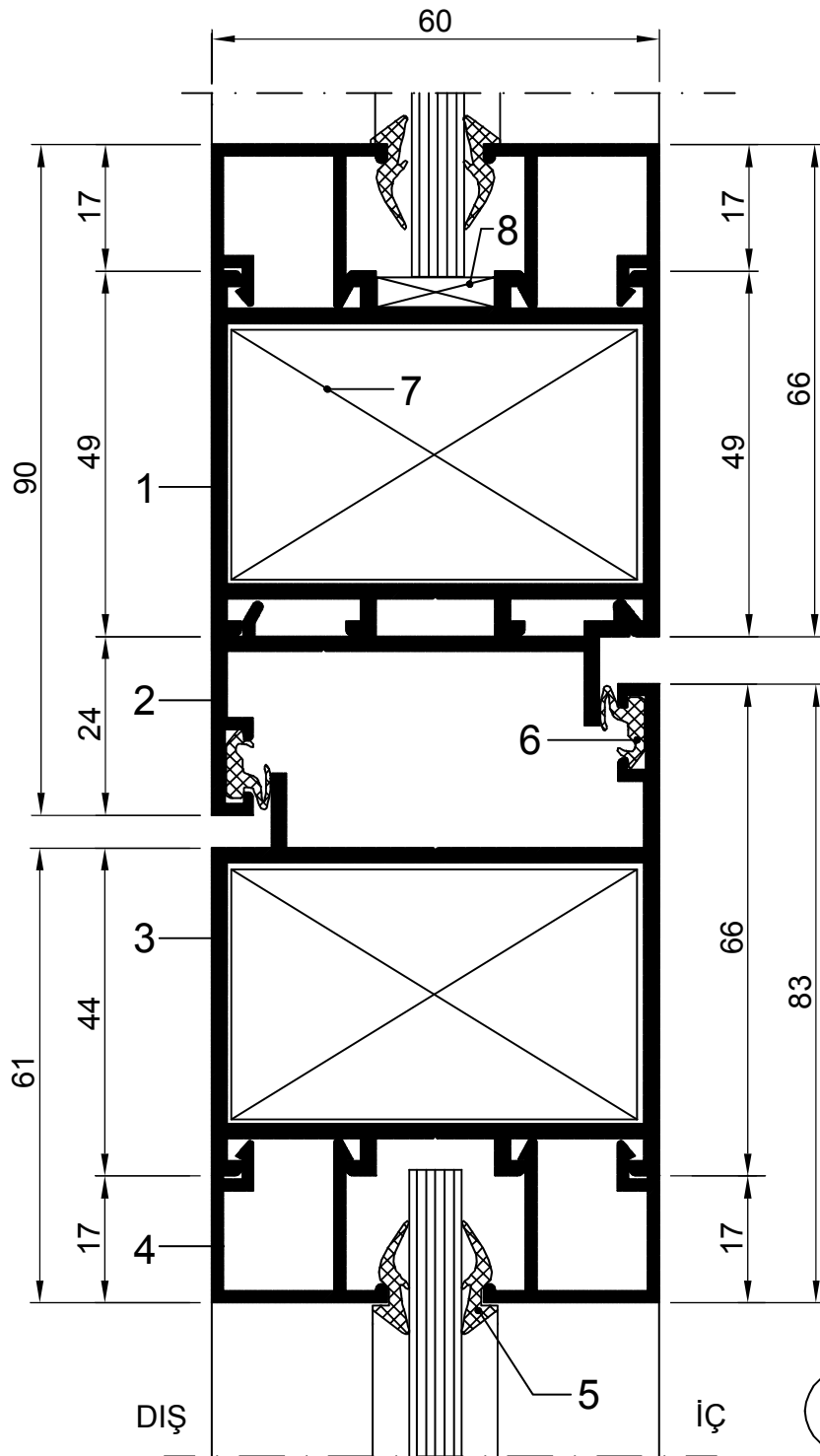


③ DETAYI

1. Kasa Profili & Orta Kayıt Profili	91-310	6. Bini Fitili	2039
2. Adaptör Profili	91-308	7. Köşe Takozu	3094
3. Kanat Profili & Kasa Profili	91-309	8. Menteşe	40 D 74
4. Cam Çıtası Profili	88-009	9. Cam Takozu	
5. Cam Fitili	2009-A		
	40 D 03		

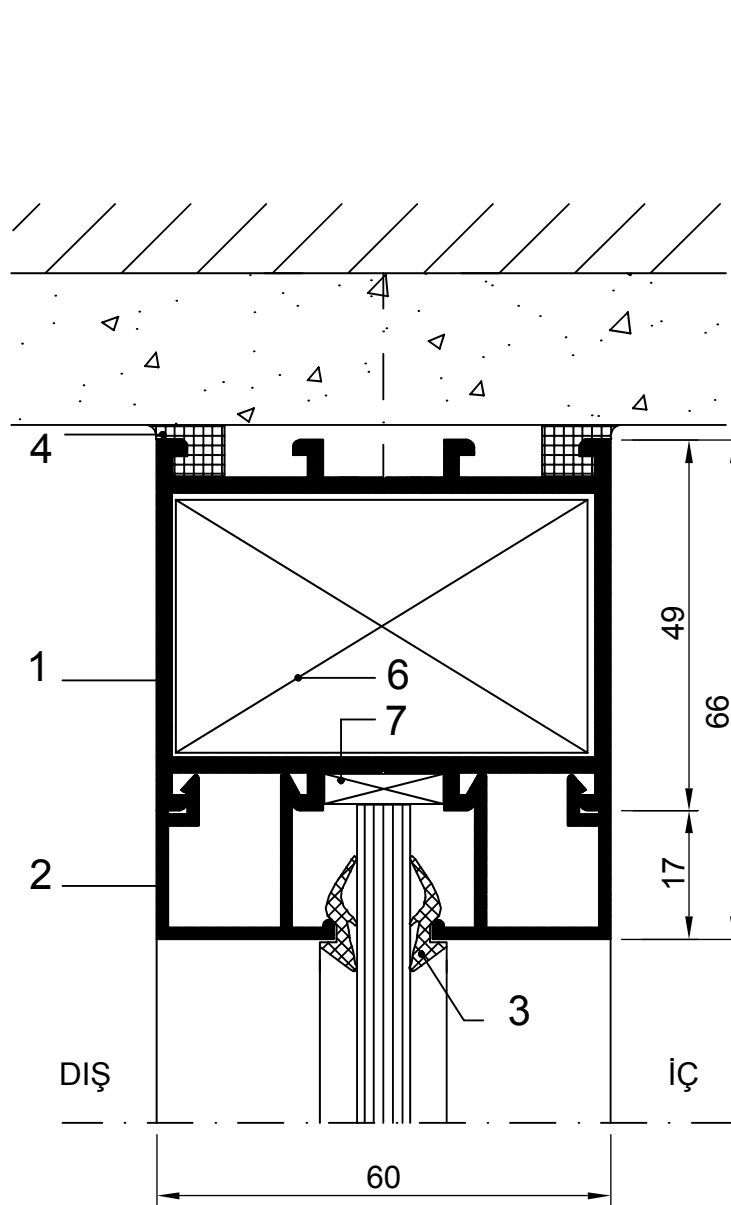
**4** DETAYI

1. Kasa Profili & Orta Kayıt Profili	91-310	4. Köşe Takozu	3094
2. Cam Çıtası Profili	88-009	5. Cam Takozu	
3. Cam Fiteli	2009-A	40 D 03	6. Silikon



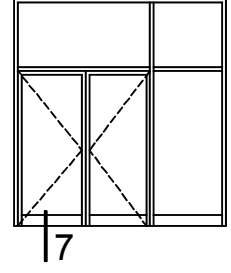
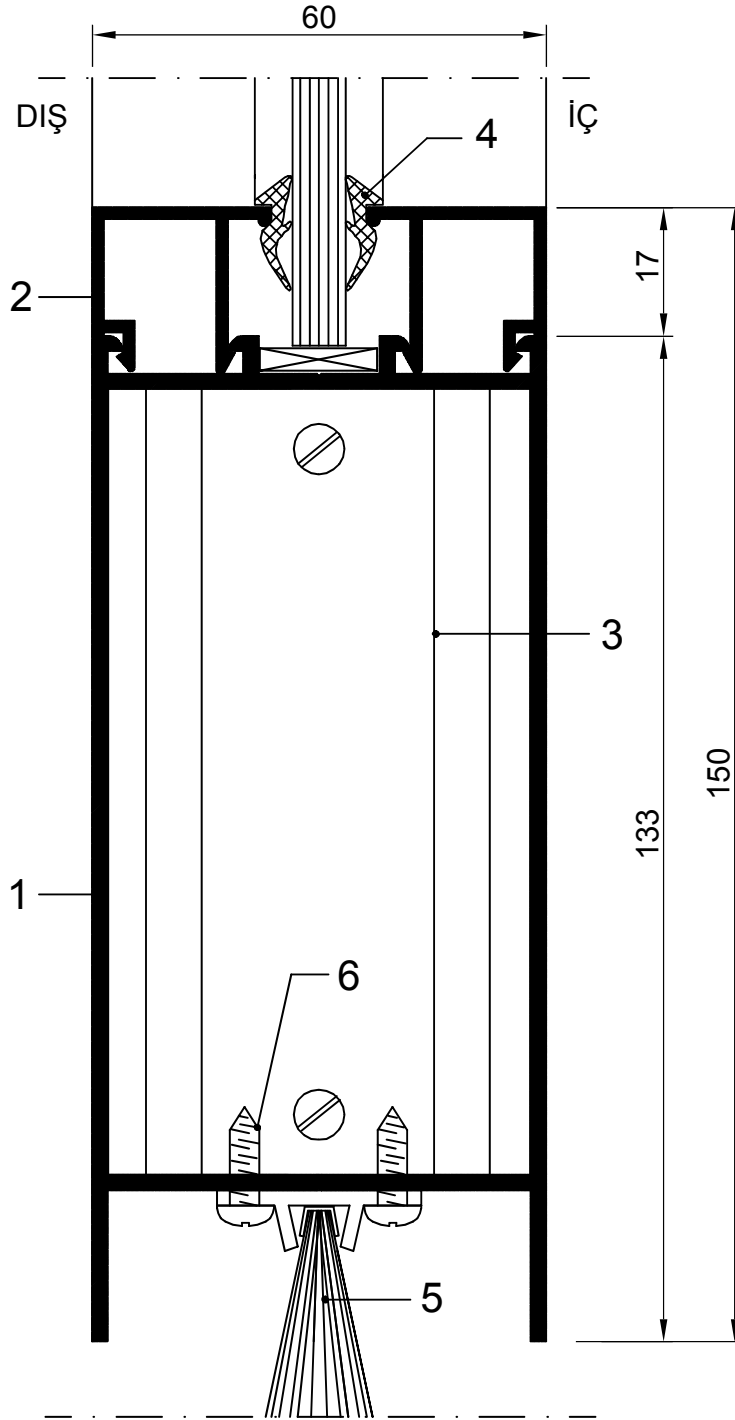
5 DETAYI

1. Kasa Profili & Orta Kayıt Profili	91-310	5. Cam Fiteli	2009-A 40 D 03
2. Adaptör Profili	91-308	6. Bini Fiteli	2039
3. Kanat Profili & Kasa Profili	91-309	7. Köşe Takozu	3094
4. Cam Çıtası Profili	88-009	8. Cam Takozu	



6 DETAYI

1. Kasa Profili & Orta Kayıt Profili	91-310	4. Silikon	
2. Cam Çıtası Profili	88-009	5. Köşe Takozu	3094
3. Cam Fitili	2009-A 40 D 03	6. Cam Takozu	

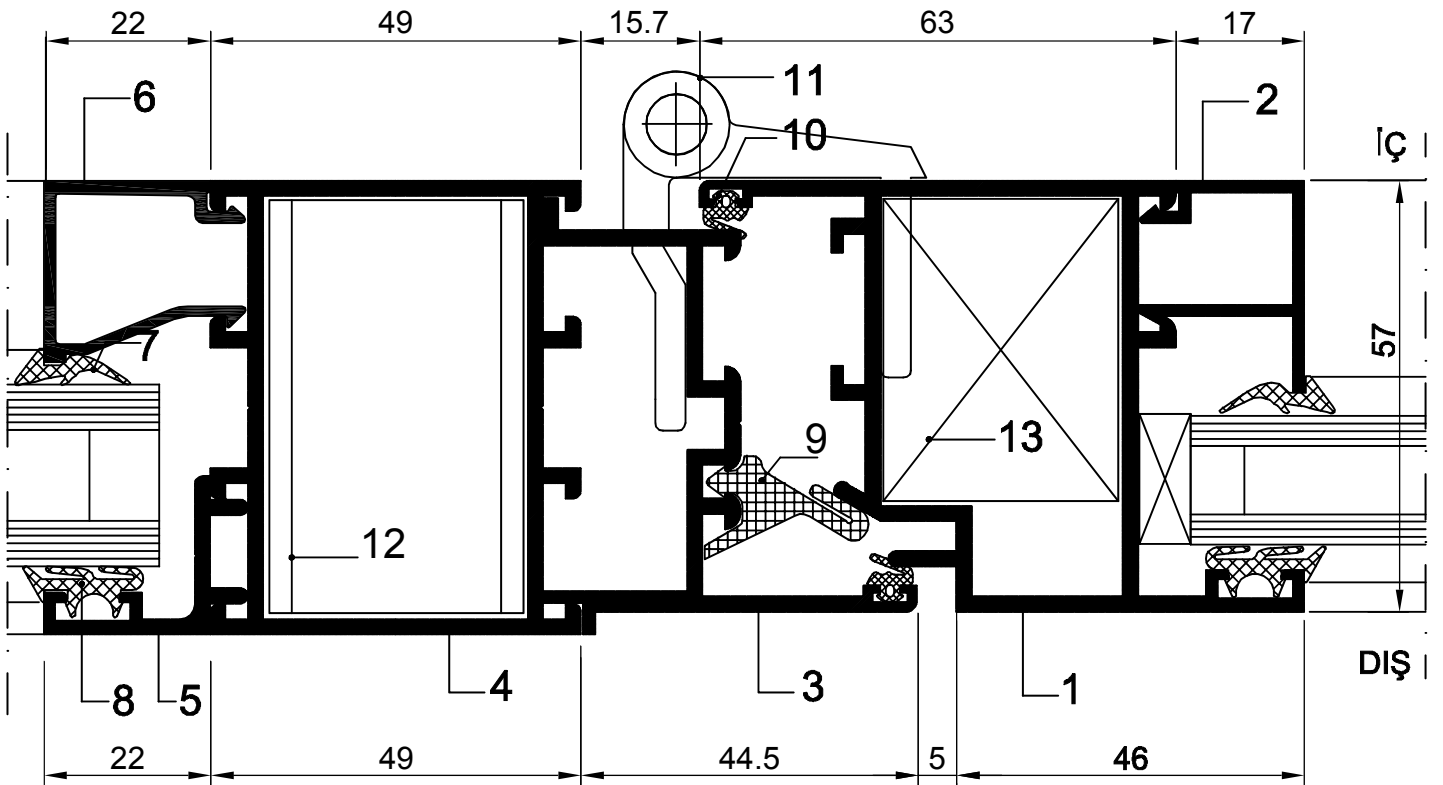
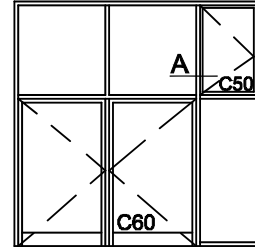


7 DETAYI

1. Etek Profili 99-1033
2. Cam Çıtası Profili 88-009
3. Çektirme Profili 89-191

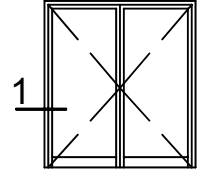
4. Cam Fitili 2009-A 40 D 03
5. U Tipi Kapı Altı Fırçası 40 D 30
6. Vida 3.9 x 13 YSB-A2

C60 sistemden C50 sisteme Geçiş Detayı

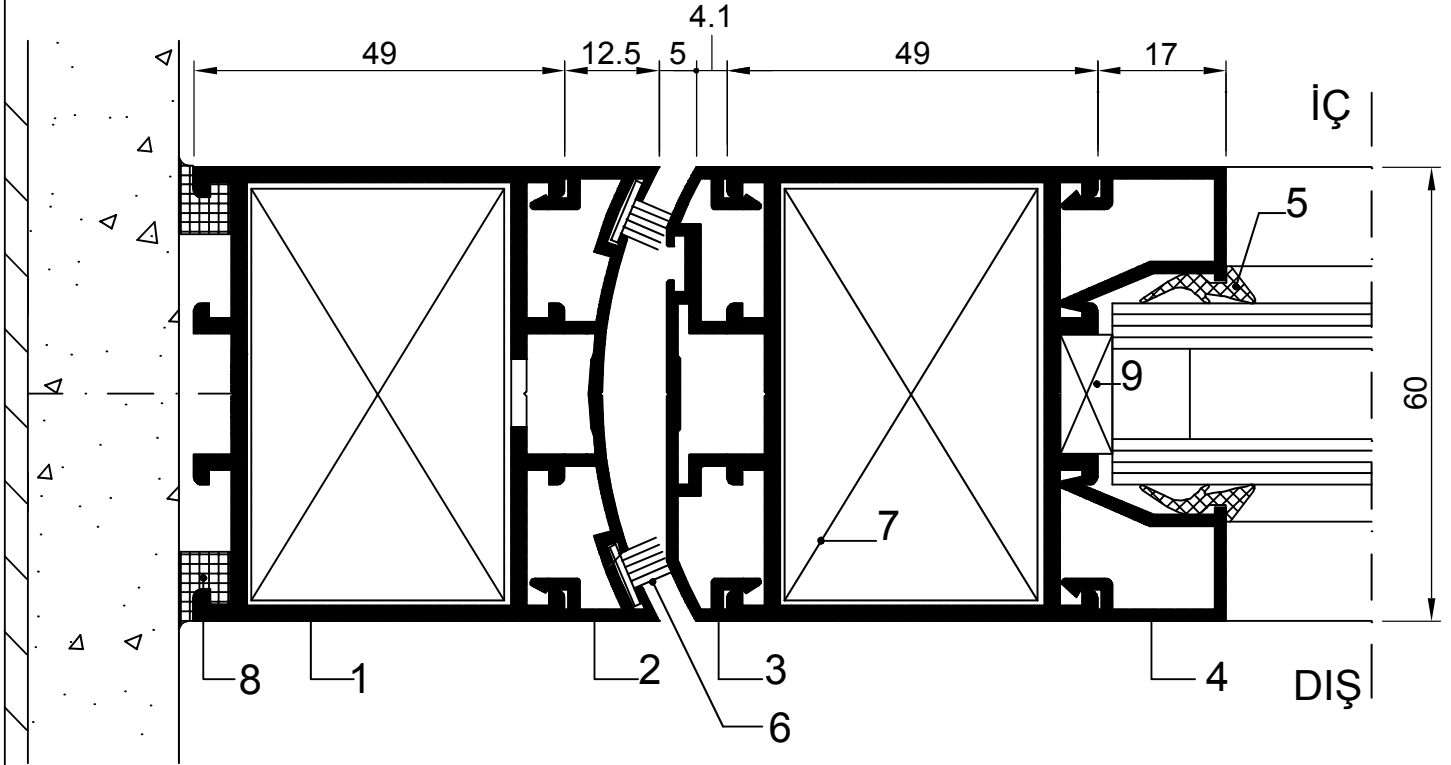


A DETAYI

1. Kanat Profili	99-1039	7. Cam Fiteli	2077
2. Cam Çıtası Profili	88-010	8. Cam Fiteli	2037
3. C60 sistemden C50 sisteme Geçiş Profili	00-1329	9. Takoz Fiteli	2197
4. Orta Kayıt Profili	91-310	10. Bini Fiteli	40 D 06
5. Ek Kulak Profili	97-864	11. Yaprak Menteşe	
6. Cam Çıta Profili	3111	12. Çektirme Profili	89-146 (55.5mm)
		13. Köşe Takoza	3092

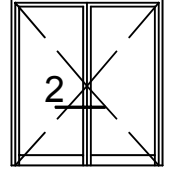


ÇARPMA KAPI GÖRÜNÜŞÜ

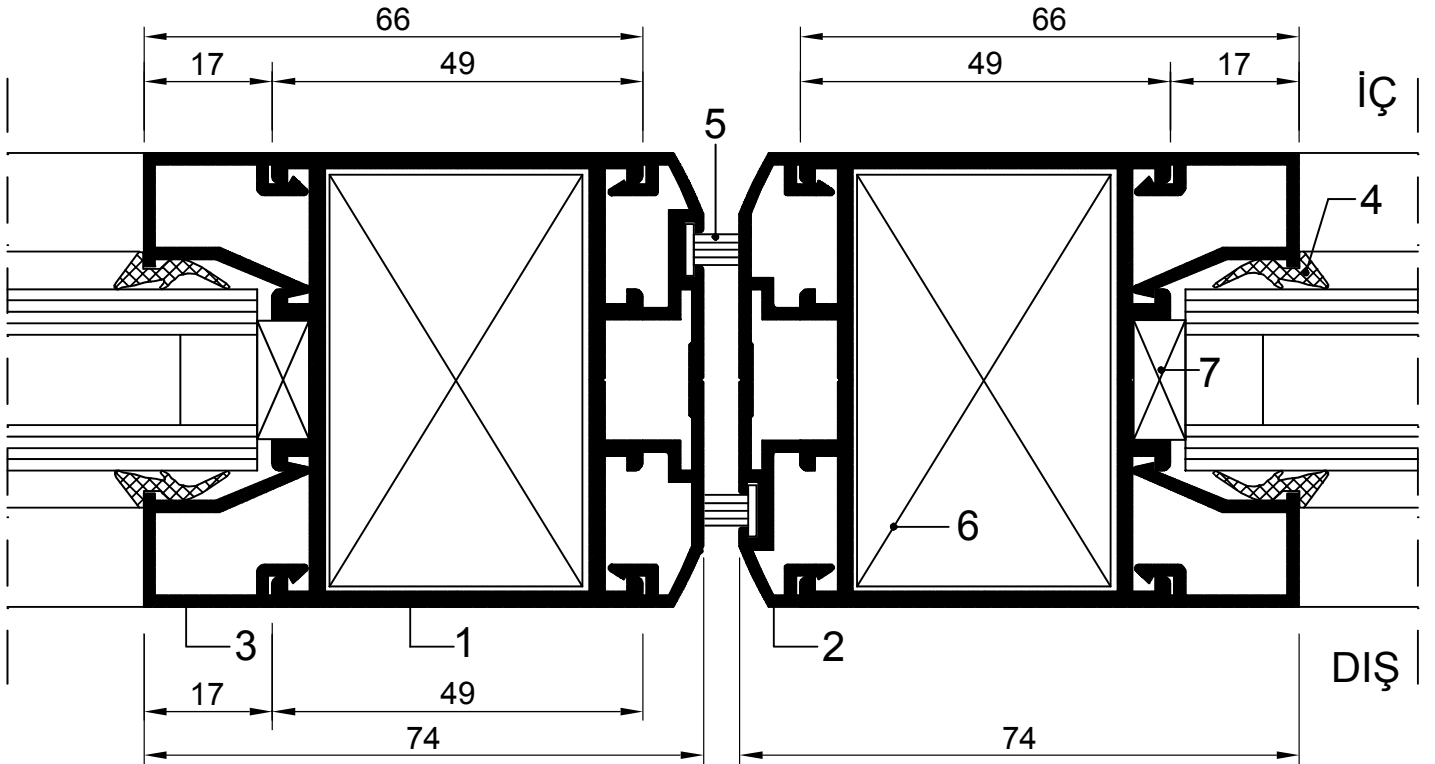


1 DETAYI

1. Kasa Profili & Orta Kayıt Profili	91-310	8. Silikon	
2. Çarpma Kapi Adaptör Profili	88-023	9. Cam Takozu	YSP-05
3. Çarpma Kapi Adaptör Profili	88-024		
4. Cam Çıtası Profili	93-564		
5. Cam Fiteli	2009-A	40 D 03	
6. Fırça Fitel			
7. Köşe Takozu	3094		

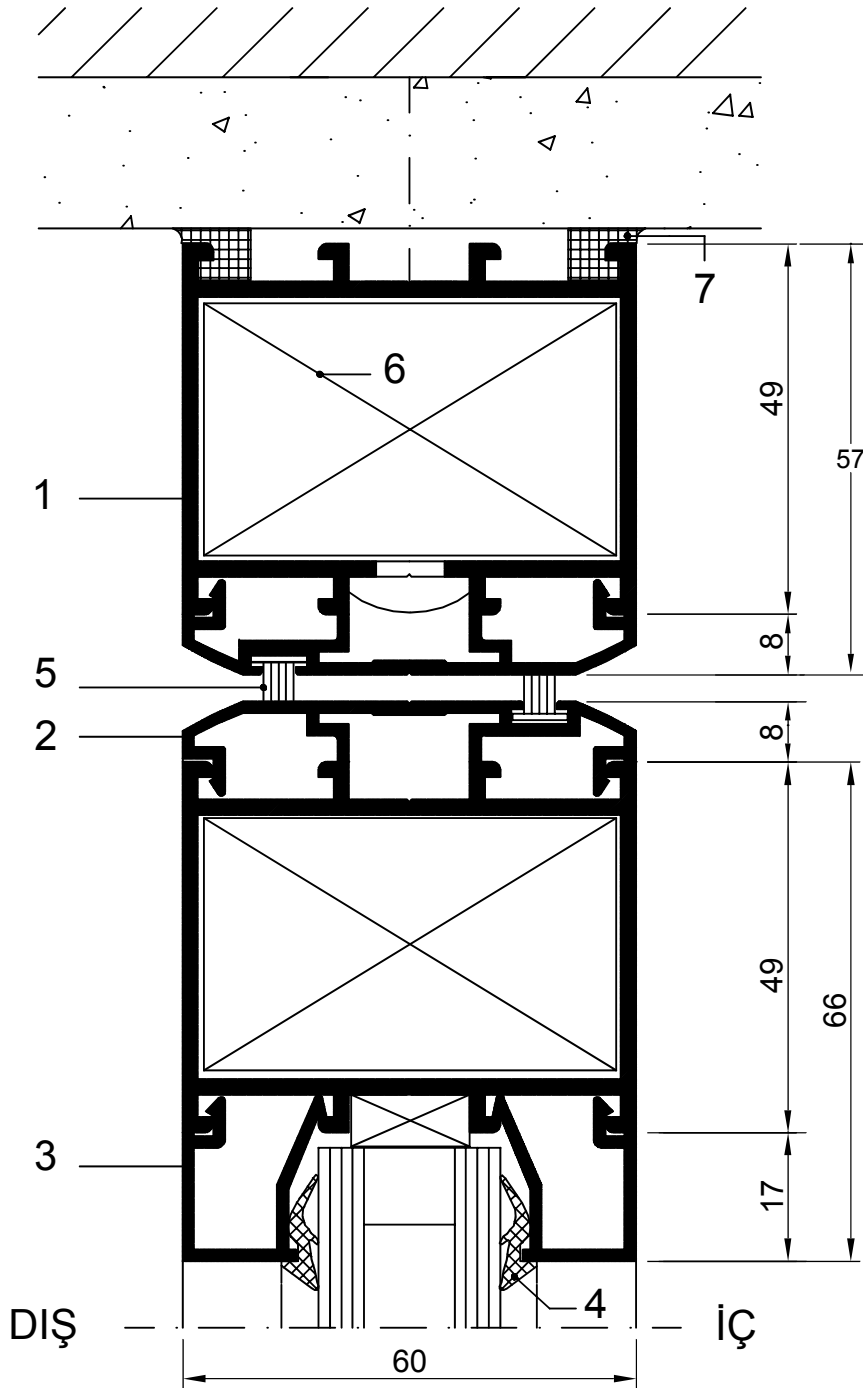


ÇARPMA KAPI GÖRÜNÜŞÜ



2 DETAYI

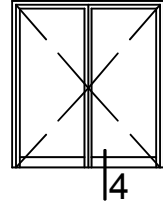
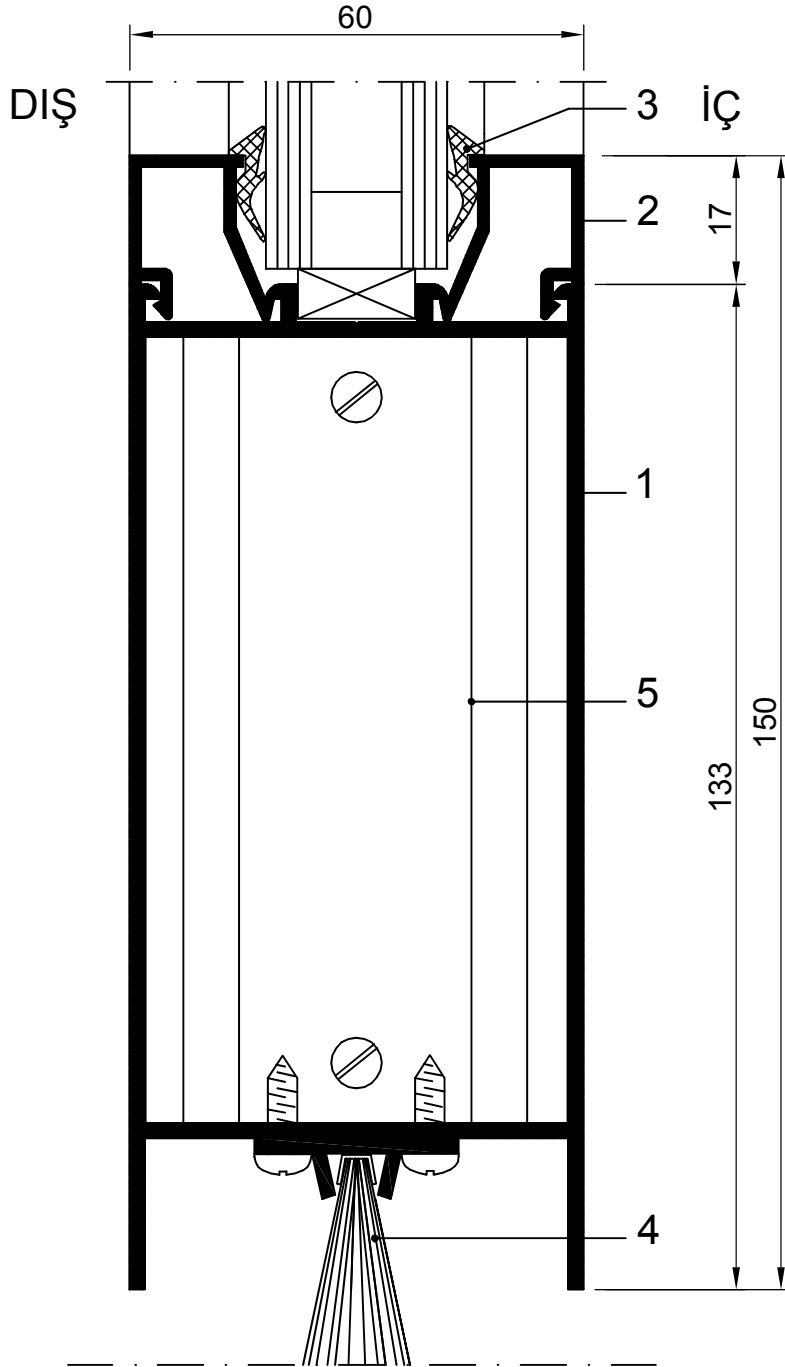
1. Kasa Profili & Kanat Profili	91-310	5. Fırça Fitol
2. Çarpma Kapı Adaptör Profili	88-024	6. Köşe Takoza 3094
3. Cam Çıtası Profili	93-564	7. Cam Takoza YSP-05
4. Cam Fitolü	2009-A 40 D 03	



ÇARPMA KAPI GÖRÜNÜŞÜ

3 DETAYI

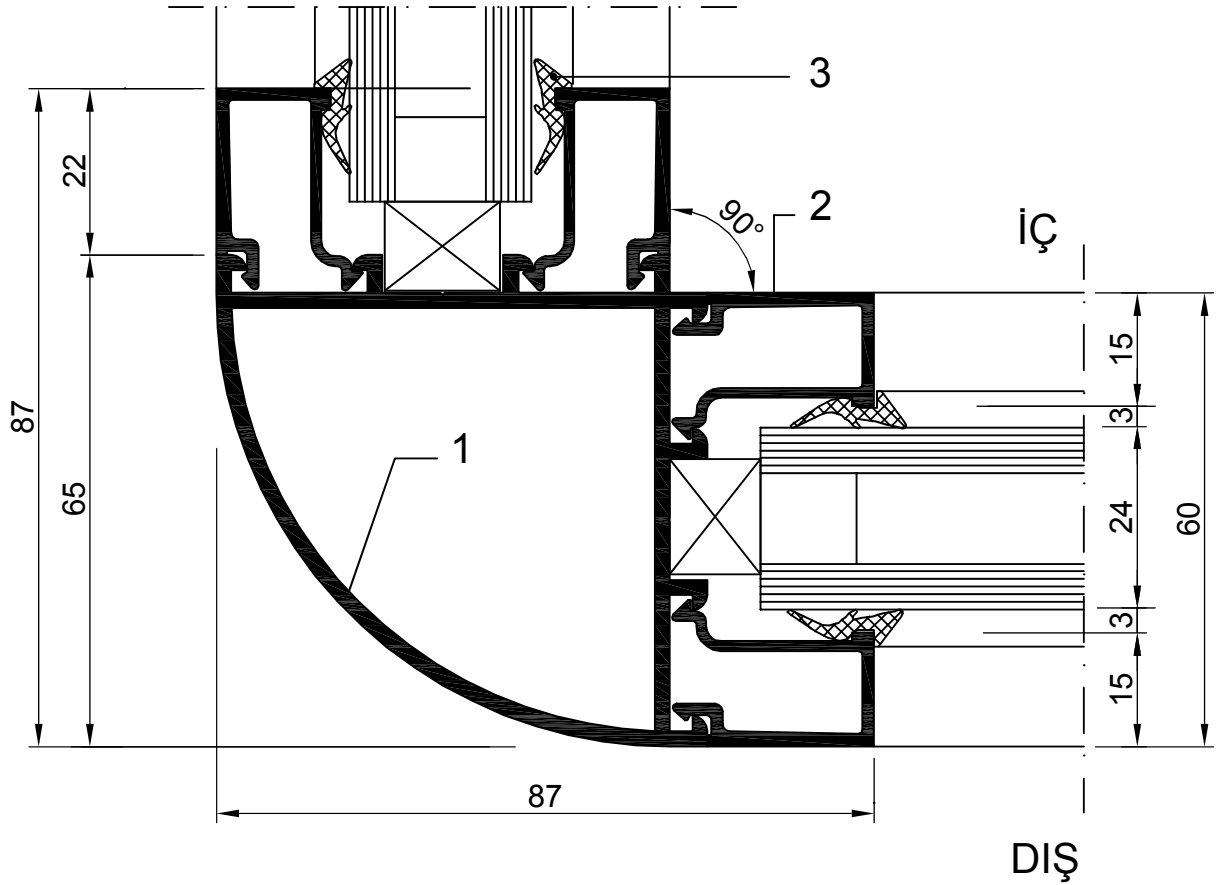
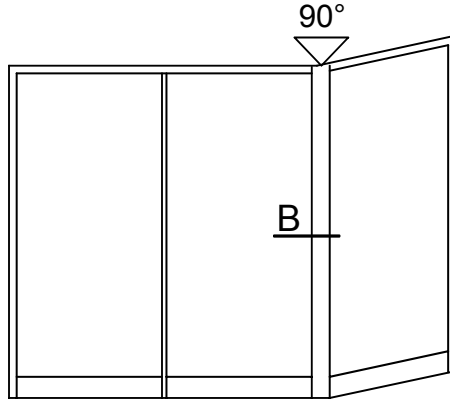
1. Kasa Profili & Orta Kayıt Profili	91-310
2. Çarpma Kapı Adaptör Profili	88-024
3. Cam Çıtası Profili	93-564
4. Cam Fiteli	2009-A 40 D 03
5. Fırça Fitel	
6. Köşe Takoza	3094
7. Silikon	



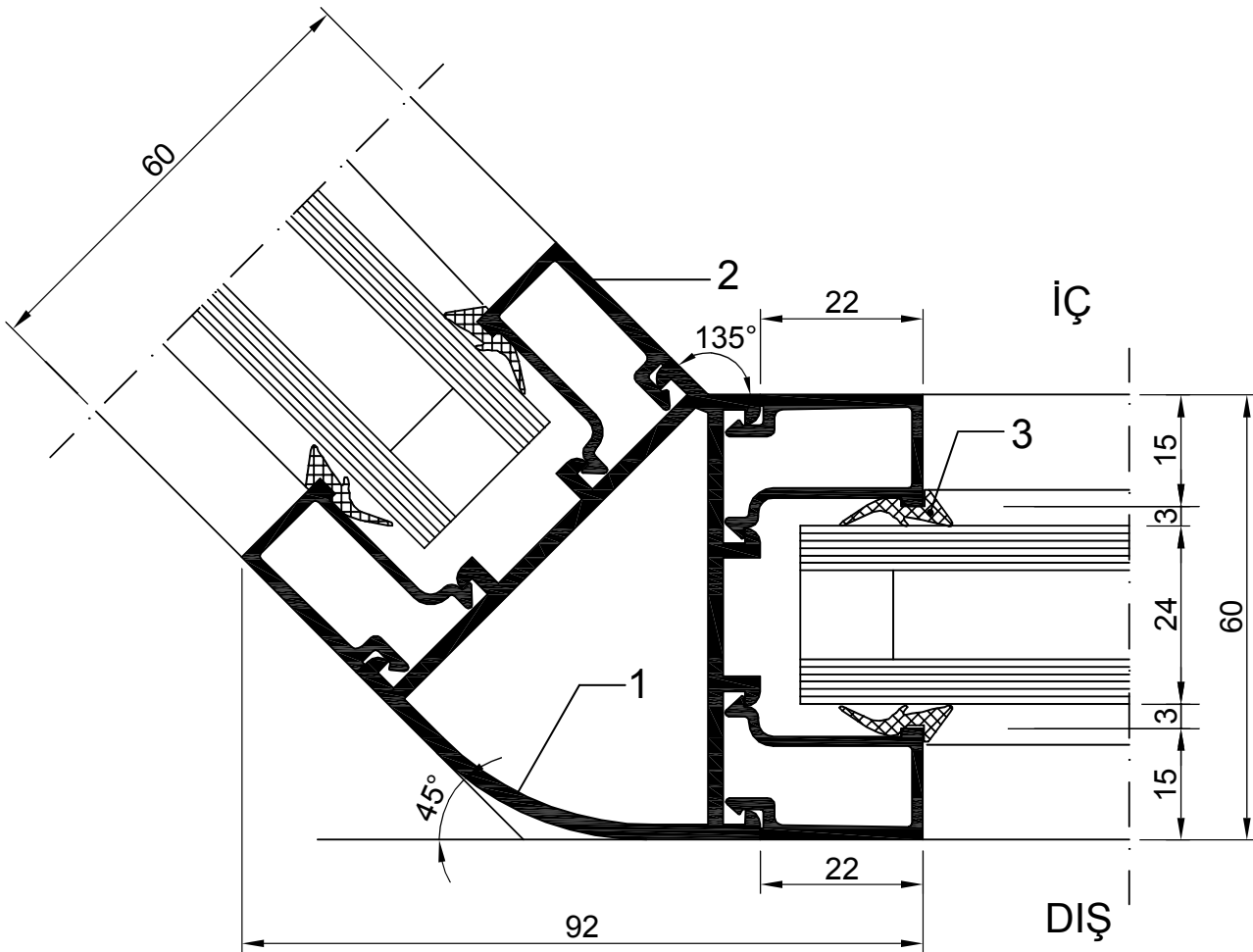
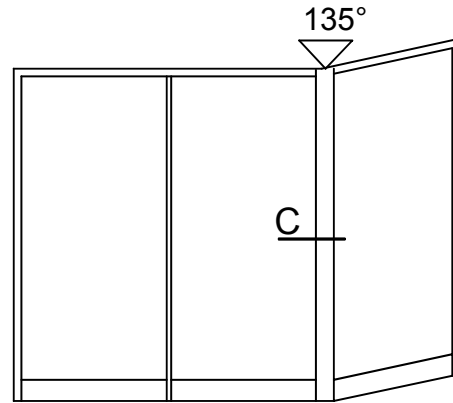
ÇARPMA KAPI GÖRÜNÜŞÜ

4 DETAYI

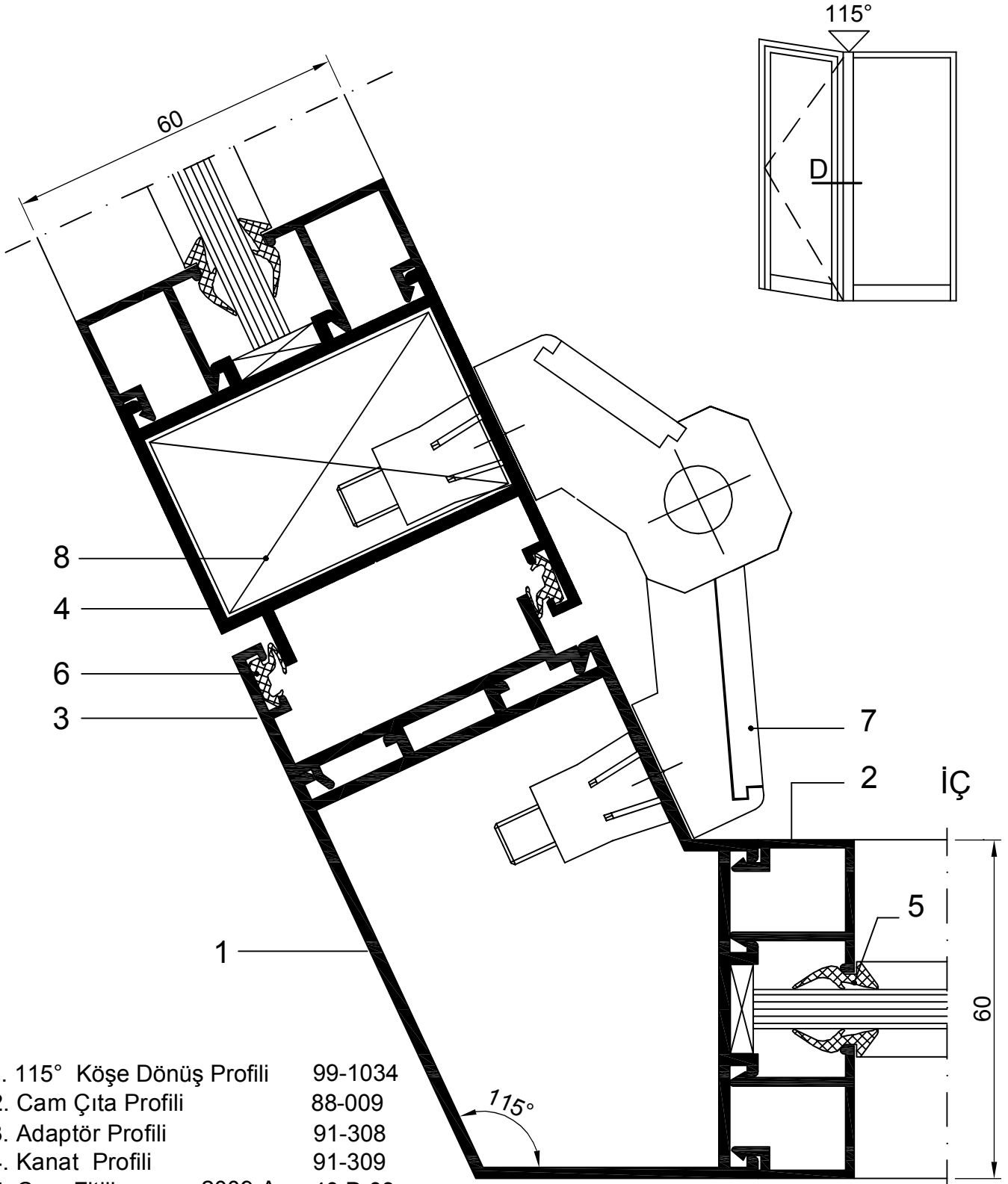
1. Etek Profili		99-1033
2. Cam Çita Profili		93-564
3. Cam Fitili	2009-A	40 D 03
4. U Tipi Kapı Altı Fırçası		40 D 30
5. Çektirme Profili		89-191

**(B) DETAYI**

- | | |
|---------------------------|----------------|
| 1. 90° Köşe Dönüş Profili | 92-436 |
| 2. Cam Çita Profili | 3108 |
| 3. Cam Fiteli | 2009-A 40 D 03 |

**C** DETAYI

- | | |
|----------------------------|----------------|
| 1. 135° Köşe Dönüş Profili | 94-600 |
| 2. Cam Çita Profili | 3108 |
| 3. Cam Fitili | 2009-A 40 D 03 |



- | | |
|----------------------------|----------------|
| 1. 115° Köşe Dönüş Profili | 99-1034 |
| 2. Cam Çita Profili | 88-009 |
| 3. Adaptör Profili | 91-308 |
| 4. Kanat Profili | 91-309 |
| 5. Cam Fitali | 2009-A 40 D 03 |
| 6. Bini Fitali | 2039 |
| 7. Menteşe | 40 D 74 |
| 8. Köşe Takoğu | 3094 |

D DETAYI

DIŞ