



















































NO	PROFİL ŞEKLİ	PROFİL KODU	AÇIKLAMA	AĞIRLIK (kg/mt.)	SAYFA NO
1		99-1025	Griyaj Profili (35 mm)	1.209	8
2		99-1024	Griyaj Profili (60 mm)	1.478	8
3		99-1023	Griyaj Profili (80 mm)	1.700	9
4		99-1021	Griyaj Profili (120 mm)	2.798	8
5		02-1772	Griyaj Profili (140 mm)	3.135	8
6		99-1022	Griyaj Profili (100 mm)	2.100	9
7		99-1029	Yarım Griyaj Profili (54 mm)	1.032	9
8		99-1028	Yarım Griyaj Profili (74 mm)	1.140	9
9		99-1027	Yarım Griyaj Profili (94 mm)	1.250	10
10		99-1026	Yarım Griyaj Profili (114 mm)	1.356	10
11		88-090	Ek Yeri Profili	0.825	10
12		94-599	Ek Yeri Profili (51.5 mm)	1.000	11
13		90-262	Ek Yeri Profili (71.5 mm)	1.220	11
14		92-431	Ek Yeri Profili (90 mm)	1.761	11
15		99-1072	Ek Yeri Profili (108.5 mm)	2.380	11
16		89-158	Y. Griyaj Bağlantı Profili	1.104	12
17		92-411	Y. Griyaj Bağlantı Profili (65 mm)	2.112	12
18		92-443	Y. Griyaj Bağlantı Profili (85.6 mm)	2.362	12
19		92-429	Y. Griyaj Bağlantı Profili (105 mm)	2.924	12
20		99-1030	135° Köşe Griyaj Profili	4.321	17
21		99-1031	90° Köşe Griyaj Profili	3.452	16
22		99-1073	90° Köşe Griyaj Üst Kapak Profili	0.767	16
23		94-665	90° Köşe Griyaj Profili	0.689	16
24		94-664	90° Köşe Griyaj Alt Kapak Profili	0.370	16
25		94-663	90° Köşe Griyaj Üst Kapak Profili	0.342	16
26		92-404	Düşey Griyaj Alt Kapak Profili	0.822	13
27		89-137	Düşey Griyaj Alt Kapak Profili	0.502	13
28		93-500	Düşey Griyaj Alt Kapak Profili	0.544	13

NO	PROFİL ŞEKLİ	PROFİL KODU	AÇIKLAMA	AĞIRLIK (kg/mt.)	SAYFA NO
29		93-495	Düşey Griyaj Alt Kapak Pr.	0.866	13
30		93-494	Düşey Griyaj Alt Kapak Pr.	0.875	13
31		89-136	Düşey Griyaj Üst Kapak Profili	0.359	13
32		93-499	Düşey Griyaj Üst Kapak Profili	0.421	13
33		93-493	Düşey Griyaj Üst Kapak Profili	0.416	13
34		89-166	Yatay Griyaj Alt Kapak Profili	0.432	14
35		92-402	Yatay Griyaj Alt Kapak Profili	0.417	14
36		89-163	Yatay Griyaj Alt Kapak Profili	0.392	14
37		89-165	Yatay Griyaj Üst Kapak Profili	0.275	14
38		92-401	Yatay Griyaj Üst Kapak Profili	0.434	14
39		89-164	Yatay Griyaj Üst Kapak Profili	0.258	14
40		93-501	Çita Profili	0.178	17
41		93-496	Çita Profili	0.228	17
42		92-403	Çita Profili	0.277	17
43		93-497	Çita Profili	0.330	17
44		89-162	Parapet Baskı Cıtası	0.389	17
45		94-644	Gizli Kanat Kasa Profili	0.980	15
46		94-643	Gizli Kanat Profili	1.200	15
47		94-642	Gizli Kanat Kapak Profili	0.337	15
48		88-047	Kutu Profil	0.258	15
49		97-922	Köşe Takoğu	2.940	15
50		96-757	Ek Yeri Profili (19 mm)	0.610	10