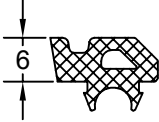
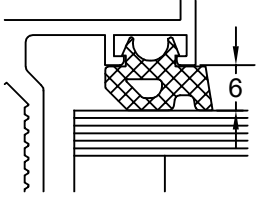
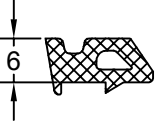
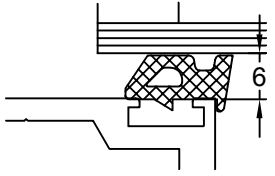
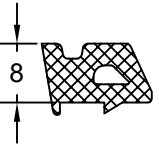
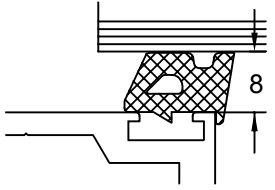
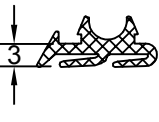
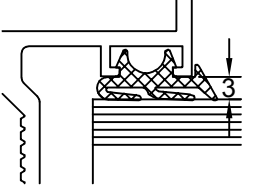

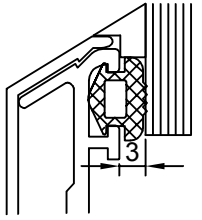
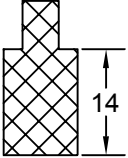
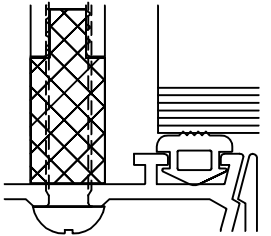
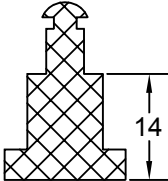
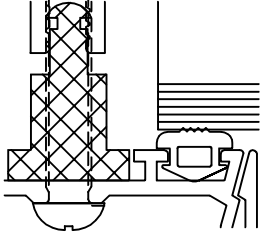
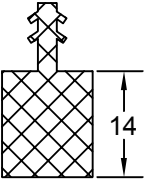

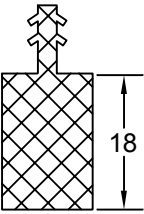
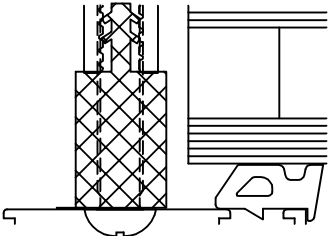
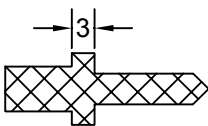
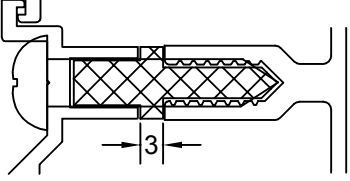
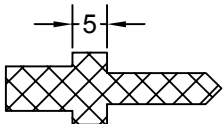
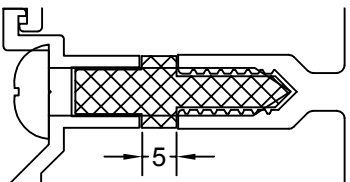
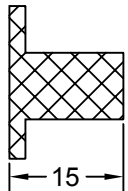
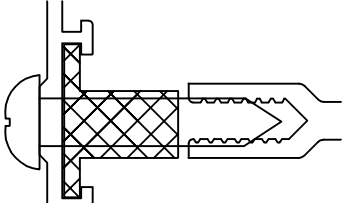
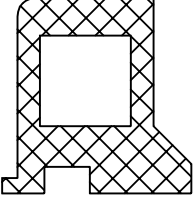
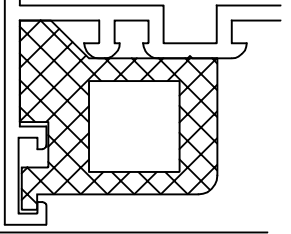

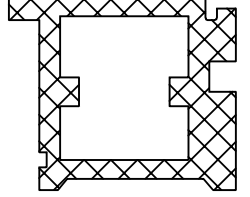
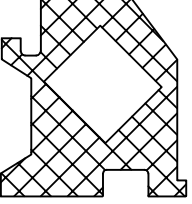

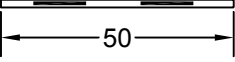
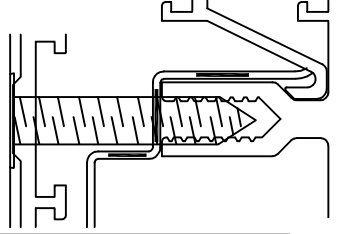
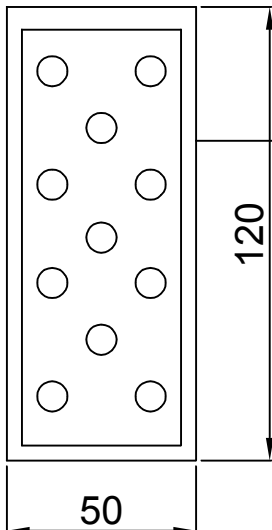


AKSESUAR ŞEKLİ	AKSESUAR KOD SATIŞ ŞEKLİ	KULLANILAN YER	
	HY1 CAM FİTİLİ (150 mt/koli)	YENİ SİSTEMDE YATAY VE DÜŞEY GRİYAJA TAKILIR. 	
	HY2 CAM FİTİLİ (150 mt/koli)	YENİ SİSTEMDE KAPAKLARA VE CAM TAKILDIKTAN SONRA İTİLEREK TAKILIR. 	
	HY7 CAM FİTİLİ (100 mt/koli)	KAPAKLARA VE CAM TAKILDIKTAN SONRA İTİLEREK TAKILIR. 	
	2037 CAM FİTİLİ (150 mt/koli)	ESKİ SİSTEMDE YATAY VE DÜŞEY GRİYAJA TAKILIR. 	
	40 D 46 OMEGA FİTİLİ (1 pk/koli)	ESKİ KAPAKLARA (89-166,89-137) TAKILIR. 	

AKSESUAR ŞEKLİ	AKSESUAR KOD SATIŞ ŞEKLİ	KULLANILAN YER	
	OKLU PLASTİK TAKOZ (14 NO) (50 adet/paket)	YENİ VE ESKİ KAPAKLI SİSTEMDE DÜŞEYDE 30 cm. 'DE BİR ADET TAKILIR. (6.3x25 A2 VİDA İLE KULLANILIR.)	
	OKLU PLASTİK TAKOZ (14 NO) (50 adet/paket)	YENİ VE ESKİ KAPAKLI SİSTEMDE DÜŞEYDE 30 cm. 'DE BİR ADET TAKILIR. (6.3x25 A2 VİDA İLE KULLANILIR.)	
	OKLU PLASTİK TAKOZ (14 NO) (50 adet/paket)	YENİ VE ESKİ KAPAKLI SİSTEMDE DÜŞEYDE 30 cm. 'DE BİR ADET TAKILIR. (6.3x25 A2 VİDA İLE KULLANILIR.)	
	OKLU PLASTİK TAKOZ (18 NO) (50 adet/paket)	YENİ VE ESKİ KAPAKLI SİSTEMDE DÜŞEYDE 30 cm. 'DE BİR ADET TAKILIR. (6.3x32 A2 VİDA İLE KULLANILIR.)	
	YATAY HAC TİPİ PLS. (3 NO) (50 mt/paket)	YENİ KAPAKLI SİSTEMDE YATAYDA TÜM YATAY BOYUNCA SERİLİR	
	YATAY HAC TİPİ PLS. (5 NO) (50 mt/paket)	YENİ KAPAKLI SİSTEMDE YATAYDA TÜM YATAY BOYUNCA SERİLİR	
	YATAY OKSUZ PLS. (50 adet/paket)	ESKİ KAPAKLI SİSTEMDE YATAYDA 30 cm' DE BİR TAKILIR. (6.3x25 A2 VİDA İLE KULLANILIR.)	

AKSESUAR ŞEKLİ	AKSESUAR KOD SATIŞ ŞEKLİ	KULLANILAN YER	
	C50 KANAT ADAPTASYON PLS. (50 adet/paket)	GIYDIRME CEPHEDE C50 PENCERE SİSTEMİ UYGULANMAK İSTENDİĞİNDE KANADIN GENİSLİĞİNE GÖRE 30-40-50 cm' DE BİR TAKILIR.	
	C60 KANAT ADAPTASYON PLS. (50 adet/paket)	GIYDIRME CEPHEDE C60 KAPI SİSTEMİ UYGULANMAK İSTENDİĞİNDE KANADIN GENİSLİĞİNE GÖRE 30-40-50 cm' DE BİR TAKILIR.	
	IZO 51 KANAT ADAPTASYON PLS. (50 adet/paket)	GIYDIRME CEPHEDE IZO 51 PENCERE SİSTEMİ UYGULANMAK İSTENDİĞİNDE KANADIN GENİSLİĞİNE GÖRE 30-40-50 cm' DE BİR TAKILIR.	
	YALITIM BANDI (20 mt/paket)	ESKİ KAPAKLI SİSTEMDE TUM YATAY BOYUNCA SERİLİR. (TEK TARAFI YAPISKAN BANT)	

YATAY KAYIT CONTASI



120'LİK YATAY KAYIT CONTASI
99-1021 NOLU PROFİL İLE KULLANILIR.
(50 adet/paket)