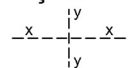



























No	Profil Şekli / Profile 	Kodu / Code	Profil Adı / Name	Ağırlık (kg/m) Weight	Atalet Momentleri Moments of Inertia		Sayfa No Page
					J <sub>x</sub> (cm <sup>4</sup> )	J <sub>y</sub> (cm <sup>4</sup> )	
1		80ST10	Dar Kasa Profili / Frame Profile	1,500 kg/m	39,26	6,05	4-1
2		80ST11	Geniş Kasa Profili / Frame Profile	1,961 kg/m	55,19	19,93	4-1
3		80ST12	Kapı Kasa Profili / Frame Profile	2,004 kg/m	56,30	22,80	4-1
4		80ST13	Dışa Açılır Kapı Kasa Profili / Frame Profile	1,824 kg/m	51,96	15,97	4-1
5		80ST14	Dışa Açılır Balkon Kasa Profili / Frame Profile	1,742 kg/m	47,32	14,87	4-2
6		80ST15	Dar T Kasa Profili / Frame Profile	1,685 kg/m	45,35	10,25	4-2
7		80ST16	Geniş T Kasa Profili / Frame Profile	2,140 kg/m	61,35	27,70	4-2
8		80ST17	Kanat İçi Kayıt / Transom/Mullion Profile	1,601 kg/m	37,70	10,53	4-2
9		80ST21	Orta Kanat Profili / Vent Profile	1,887 kg/m	59,84	17,76	4-3
10		80ST22	Geniş Kanat Profili / Vent Profile	2,243 kg/m	74,53	38,24	4-3
11		80ST23	Kapı Kanat Profili / Vent Profile	2,086 kg/m	64,23	28,69	4-3
12		80ST24	Dışa Açılır Kapı Kanat Profili / Vent Profile	2,049 kg/m	60,28	28,57	4-3
13		80ST25	Dar Kanat Profili / Vent Profile	1,609 kg/m	47,73	9,13	4-4
14		80ST26	Dışa Açılır Balkon Kanat Profili / Vent Profile	2,395 kg/m	78,22	44,26	4-4
15		80ST27	Dar Kanat_R versiyon Profili / Vent Profile	1,643 kg/m	50,32	10,08	4-4
16		80ST28	Orta Kanat_R versiyon Profili / Vent Profile	1,922 kg/m	62,52	19,26	4-4
17		80ST61	Dışa Açılır Pencere Kanat Profili / Vent Profile (outwardopening)	1,882 kg/m	56,18	23,22	4-5
18		80ST29	Geniş Kanat_R versiyon Profili / Vent Profile	2,280 kg/m	77,26	40,52	4-5
19		80ST30	Dar Orta Kayıt Profili / Transom-Mullion Profile	1,706 kg/m	45,56	9,81	4-8
20		80ST31	Geniş Orta Kayıt Profili / Transom-Mullion Profile	2,229 kg/m	65,30	29,34	4-8

No	Profil Şekli / Profile 	Kodu / Code	Profil Adı / Name	Ağırlık (kg/m) Weight	Atalet Momentleri Moments of Inertia		Sayfa No Page
					$J_x$ (cm <sup>4</sup> )	$J_y$ (cm <sup>4</sup> )	
21		80ST32	Takviyeli Orta Kayıt Profili / Transom-Mullion Profile	2,833 kg/m	184,19	26,10	4-7
22		80ST33	Etek Profili / Bottom Rail Profile	3,126 kg/m	139,89	103,29	4-7
23		80ST40	Adaptör Profili (Çift Kanat) / Adapter Profile	1,631 kg/m	43,55	9,20	4-8
24		80ST43	Adaptör Profili (Dışa Açılır) / Adapter Profile	1,427 kg/m	30,15	7,38	4-8
25		80ST45	Denizlik Profili / Sill Profile	2,465 kg/m	6,13	361,50	4-7
26		80ST49	Adaptör Profili (Pivot) / Adapter Profile	1,653 kg/m	38,91	11,23	4-5
27		80ST71	Özel Kapı Etek Profili Bottom Rail Profile	3,369 kg/m	130,01	179,15	4-10
28		80ST72	Özel Dışa Açılır Kanat Profili / Vent Profile	2,319 kg/m	81,11	42,22	4-10
29		80ST73	Özel Kapı İçe Açılır Kanat Profili / Vent Profile	2,262 kg/m	81,49	36,77	4-10
30		80ST74	Özel İçe Açılır Geniş Kasa Profili / Vent Profile	2,312 kg/m	78,42	34,51	4-10
31		70ST80	Dıştan Camlama Düz Kasa Profili / Frame Profile	1,366 kg/m	32,33	2,56	4-9
32		70ST81	Dıştan Camlama Z Kasa Profili / Frame Profile	1,486 kg/m	37,89	5,28	4-9
33		70ST82	Özel Düz Kasa Profili / Frame Profile	1,495 kg/m	39,39	5,96	4-9
34		80ST18	Dar Kasa Profili / Frame Profile	1,620 kg/m	46,14	9,38	4-9
35		80ST19	Dar Kasa Profili / Frame Profile	1,615 kg/m	46,08	9,25	4-9
36		80ST62	İçe Açılır Daire Kapısı Kanat Profili / Apartment Door Profile	1,967 kg/m	51,78	20,98	4-5
41		80ST75	Daire Kapısı Eşik Profili / Thershold Profile	0,912 kg/m	----	----	4-5
42		80ST51	Dönüş Profili - Kapak İç / Internal Cover Profile	0,432 kg/m	----	----	4-11
43		80ST52	Dönüş Profili - Kapak Dış / Internal Cover Profile	0,398 kg/m	----	----	4-11
44		60ST41	Adaptör-Kasa Dönüşüm Profili / Adapter Profile	0,258 kg/m	----	----	4-11

No	Profil Şekli / Profile 	Kodu / Code	Profil Adı / Name	Ağırlık (kg/m) Weight	Atalet Momentleri Moments of Inertia		Sayfa No Page
					$J_x$ (cm <sup>4</sup> )	$J_y$ (cm <sup>4</sup> )	
45		06-2524	Adaptör-Kanat Dönüşüm Profili / Adapter Profile	0,191 kg/m	----	----	4-11
46		07-2609	Takviyeli Kayıt Adaptör Profili / Adapter Profile	0,192 kg/m	----	----	4-11
47		06-2525	Dönüş Profili - Mafsal İç / Internal Joint Profile	0,242 kg/m	----	----	4-11
48		06-2526	Dönüş Profili - Mafsal Dış / External Joint Profile	0,266 kg/m	----	----	4-11
49		60ST58	Eşik Adaptör Profili / Threshold Adapter Profile	0,478 kg/m	----	----	4-11
50		00-1317	Kasa T'si / T Profile	0,255 kg/m	----	----	----
51		97-864	Ek Kulak Profili / Wall Attachment Profile	0,308 kg/m	----	----	----
53		3118	Cam Çıtası / Glazing Bead	0,444 kg/m	----	----	4-12
54		3117	Cam Çıtası / Glazing Bead	0,432 kg/m	----	----	4-12
55		3116	Cam Çıtası / Glazing Bead	0,420 kg/m	----	----	4-12
56		3115	Cam Çıtası / Glazing Bead	0,408 kg/m	----	----	4-12
57		3114	Cam Çıtası / Glazing Bead	0,396 kg/m	----	----	4-12
58		3113	Cam Çıtası / Glazing Bead	0,383 kg/m	----	----	4-12
59		3112	Cam Çıtası / Glazing Bead	0,354 kg/m	----	----	4-12
60		3111	Cam Çıtası / Glazing Bead	0,336 kg/m	----	----	4-12
61		3110	Cam Çıtası / Glazing Bead	0,322 kg/m	----	----	4-12
62		3109	Cam Çıtası / Glazing Bead	0,310 kg/m	----	----	4-12
63		3108	Cam Çıtası / Glazing Bead	0,306 kg/m	----	----	4-12
64		2606	Cam Çıtası / Glazing Bead	0,286 kg/m	----	----	4-12
65		3145	Cam Çıtası / Glazing Bead	0,235 kg/m	----	----	4-12
66		3144	Cam Çıtası / Glazing Bead	0,223 kg/m	----	----	4-12
67		08-2970	Cam Çıtası / Glazing Bead	0,252 kg/m	----	----	4-13

No	Profil Şekli / Profile 	Kodu / Code	Profil Adı / Name	Ağırlık (kg/m) Weight	Atalet Momentleri Moments of Inertia		Sayfa No Page
					$J_x$ (cm <sup>4</sup> )	$J_y$ (cm <sup>4</sup> )	
68		09-2997	Cam Çıtası / Glazing Bead	0,263 kg/m	----	----	4-13
69		08-2958	Cam Çıtası / Glazing Bead	0,273 kg/m	----	----	4-13
70		09-3119	Cam Çıtası / Glazing Bead	0,314 kg/m	----	----	4-13
71		09-3120	Cam Çıtası / Glazing Bead	0,346 kg/m	----	----	4-13
72		06-2403	Çektirme Profili / Transom-Mullion Cleat	0,741 kg/m	----	----	4-11
73		04-2115	Tij Profili / Push Rod Profile	0,099 kg/m	----	----	4-10
74		3093	Köşe Takoza Profili Corner Cleat Profile	3,680 kg/m	----	----	4-16
75		3096	Köşe Takoza Profili Corner Cleat Profile	4,333 kg/m	----	----	4-16
76		3082	Köşe Takoza Profili Corner Cleat Profile	3,573 kg/m	----	----	4-16
77		3091	Köşe Takoza Profili Corner Cleat Profile	3,024 kg/m	----	----	4-16
78		3089	Köşe Takoza Profili Corner Cleat Profile	3,283 kg/m	----	----	4-16
79		3097	Köşe Takoza Profili Corner Cleat Profile	3,738 kg/m	----	----	4-16
80		3084	Köşe Takoza Profili Corner Cleat Profile	4,402 kg/m	----	----	4-16
81		3088	Köşe Takoza Profili Corner Cleat Profile	6,099 kg/m	----	----	4-16
82		3094	Köşe Takoza Profili Corner Cleat Profile	4,792 kg/m	----	----	4-16
83		3087	Köşe Takoza Profili Corner Cleat Profile	5,546 kg/m	----	----	4-16
84		3092	Köşe Takoza Profili Corner Cleat Profile	4,660 kg/m	----	----	4-16
85		3098	Köşe Takoza Profili Corner Cleat Profile	4,373 kg/m	----	----	4-16
86		93-586	Kutu Profili / Standart Profile	----	----	----	----
87		94-596	Kutu Profili / Standart Profile	----	----	----	----
88							
89							