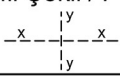



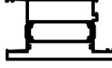





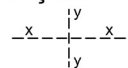




























No	Profil Şekli / Profile 	Kodu / Code	Profil Adı / Name	Ağırlık (kg/m) Weight	Atalet Momentleri Moments of Inertia		Sayfa No Page
					$J_x$ (cm <sup>4</sup> )	$J_y$ (cm <sup>4</sup> )	
1		70ST10	Dar Kasa Profili / Frame Profile	1,411 kg/m	27,75	6,05	4-1
2		70ST11	Geniş Kasa Profili / Frame Profile	1,872 kg/m	39,26	19,93	4-1
3		70ST12	Kapı Kasa Profili / Frame Profile	1,931 kg/m	39,99	22,77	4-1
4		70ST13	Dışa Açılır Kapı Kasa Profili / Frame Profile	1,755 kg/m	37,10	15,99	4-1
5		70ST14	Dışa Açılır Balkon Kasa Profili / Frame Profile	1,652 kg/m	34,98	14,84	4-2
6		70ST15	Dar T Kasa Profili / Frame Profile	1,562 kg/m	32,11	10,25	4-2
7		70ST16	Geniş T Kasa Profili / Frame Profile	2,018 kg/m	43,69	27,70	4-2
8		70ST17	Kanat İçi Kayıt / Transom/Mullion Profile	1,479 kg/m	26,08	10,53	4-2
9		70ST21	Orta Kanat Profili / Vent Profile	1,797kg/m	44,34	17,76	4-3
10		70ST22	Geniş Kanat Profili / Vent Profile	2,153 kg/m	55,30	38,24	4-3
11		70ST23	Kapı Kanat Profili / Vent Profile	2,011 kg/m	46,31	28,70	4-3
12		70ST24	Dışa Açılır Kapı Kanat Profili / Vent Profile	1,974 kg/m	42,96	28,57	4-3
13		70ST25	Dar Kanat Profili / Vent Profile	1,519 kg/m	35,20	9,13	4-4
14		70ST26	Dışa Açılır Balkon Kanat Profili / Vent Profile	2,304 kg/m	56,95	44,27	4-4
15		70ST27	Dar Kanat_R versiyon Profili / Vent Profile	1,552 kg/m	37,13	10,09	4-4
16		70ST28	Orta Kanat_R versiyon Profili / Vent Profile	1,832 kg/m	46,35	19,26	4-4
17		70ST61	Dışa Açılır Pencere Kanat Profili / Vent Profile (outwardopening)	1,791 kg/m	41,47	23,18	4-5
18		70ST29	Geniş Kanat_R versiyon Profili / Vent Profile	2,189 kg/m	57,31	40,58	4-5
19		70ST30	Dar Orta Kayıt Profili / Transom-Mullion Profile	1,583 kg/m	32,20	9,81	4-8
20		70ST31	Geniş Orta Kayıt Profili / Transom-Mullion Profile	2,067 kg/m	44,62	28,19	4-8

No	Profil Şekli / Profile 	Kodu / Code	Profil Adı / Name	Ağırlık (kg/m) Weight	Atalet Momentleri Moments of Inertia		Sayfa No Page
					$J_x$ (cm <sup>4</sup> )	$J_y$ (cm <sup>4</sup> )	
21		70ST32	Takviyeli Orta Kayıt Profili / Transom-Mullion Profile	2,710 kg/m	151,01	25,97	4-7
22		70ST33	Etek Profili / Bottom Rail Profile	3,051 kg/m	139,87	75,28	4-7
23		70ST40	Adaptör Profili (Çift Kanat) / Adapter Profile	1,508 kg/m	30,88	9,20	4-8
24		70ST43	Adaptör Profili (Dışa Açılır) / Adapter Profile	1,304 kg/m	21,44	7,38	4-8
25		70ST45	Denizlik Profili / Sill Profile	2,390 kg/m	6,10	326,87	4-7
26		70ST49	Adaptör Profili (Pivot) / Adapter Profile	1,563 kg/m	-	-	4-5
27		70ST71	Özel Kapı Etek Profili Bottom Rail Profile	3,294 kg/m	95,25	179,32	4-10
28		70ST72	Özel Dışa Açılır Kanat Profili / Vent Profile	2,244 kg/m	59,51	42,22	4-10
29		70ST73	Özel Kapı İçe Açılır Kanat Profili / Vent Profile	2,187 kg/m	60,29	36,76	4-10
30		70ST74	Özel İçe Açılır Geniş Kasa Profili / Vent Profile	2,221 kg/m	57,25	34,52	4-10
31		70ST18	Dıştan Camlama Düz Kasa Profili / Frame Profile	1,529 kg/m	33,17	9,39	4-9
32		70ST19	Dıştan Camlama Z Kasa Profili / Frame Profile	1,524 kg/m	33,13	9,31	4-9
33		70ST80	Özel Düz Kasa Profili / Frame Profile	1,276 kg/m	22,77	2,57	4-9
34		70ST81	Dar Kasa Profili / Frame Profile	1,395 kg/m	27,27	5,27	4-9
35		70ST82	Dar Kasa Profili / Frame Profile	1,404 kg/m	27,62	5,95	4-9
36		70ST62	İçe Açılır Daire Kapısı Kanat Profili / Apartment Door Profile	1,854 kg/m	25,68	20,38	4-5
41		70ST75	Daire Kapısı Eşik Profili / Thershold Profile	0,834 kg/m	----	----	4-5
42		70ST51	Dönüş Profili - Kapak İç / Internal Cover Profile	0,432 kg/m	----	----	4-11
43		70ST52	Dönüş Profili - Kapak Dış / Internal Cover Profile	0,398 kg/m	----	----	4-11
44		60ST41	Adaptör-Kasa Dönüşüm Profili / Adapter Profile	0,258 kg/m	----	----	4-11

No	Profil Şekli / Profile 	Kodu / Code	Profil Adı / Name	Ağırlık (kg/m) Weight	Atalet Momentleri Moments of Inertia		Sayfa No Page
					$J_x$ (cm <sup>4</sup> )	$J_y$ (cm <sup>4</sup> )	
45		06-2524	Adaptör-Kanat Dönüşüm Profili / Adapter Profile	0,191 kg/m	----	----	4-11
46		07-2609	Takviyeli Kayıt Adaptör Profili / Adapter Profile	0,192 kg/m	----	----	4-11
47		06-2525	Dönüş Profili - Mafsal İç / Internal Joint Profile	0,242 kg/m	----	----	4-11
48		06-2526	Dönüş Profili - Mafsal Dış / External Joint Profile	0,266 kg/m	----	----	4-11
49		60ST58	Eşik Adaptör Profili / Threshold Adapter Profile	0,478 kg/m	----	----	4-11
50		00-1317	Kasa T'si / T Profile	0,255 kg/m	----	----	----
51		97-864	Ek Kulak Profili / Wall Attachment Profile	0,308 kg/m	----	----	----
53		3118	Cam Çıtası / Glazing Bead	0,444 kg/m	----	----	4-12
54		3117	Cam Çıtası / Glazing Bead	0,432 kg/m	----	----	4-12
55		3116	Cam Çıtası / Glazing Bead	0,420 kg/m	----	----	4-12
56		3115	Cam Çıtası / Glazing Bead	0,408 kg/m	----	----	4-12
57		3114	Cam Çıtası / Glazing Bead	0,396 kg/m	----	----	4-12
58		3113	Cam Çıtası / Glazing Bead	0,383 kg/m	----	----	4-12
59		3112	Cam Çıtası / Glazing Bead	0,354 kg/m	----	----	4-12
60		3111	Cam Çıtası / Glazing Bead	0,336 kg/m	----	----	4-12
61		3110	Cam Çıtası / Glazing Bead	0,322 kg/m	----	----	4-12
62		3109	Cam Çıtası / Glazing Bead	0,310 kg/m	----	----	4-12
63		3108	Cam Çıtası / Glazing Bead	0,306 kg/m	----	----	4-12
64		2606	Cam Çıtası / Glazing Bead	0,286 kg/m	----	----	4-12
65		3145	Cam Çıtası / Glazing Bead	0,235 kg/m	----	----	4-12
66		3144	Cam Çıtası / Glazing Bead	0,223 kg/m	----	----	4-12
67		08-2970	Cam Çıtası / Glazing Bead	0,252 kg/m	----	----	4-13

No	Profil Şekli / Profile 	Kodu / Code	Profil Adı / Name	Ağırlık (kg/m) Weight	Atalet Momentleri Moments of Inertia		Sayfa No Page
					$J_x$ (cm <sup>4</sup> )	$J_y$ (cm <sup>4</sup> )	
68		09-2997	Cam Çıtası / Glazing Bead	0,263 kg/m	----	----	4-13
69		08-2958	Cam Çıtası / Glazing Bead	0,273 kg/m	----	----	4-13
70		08-2959	Cam Çıtası / Glazing Bead	0,285 kg/m	----	----	4-13
71		08-2872	Cam Çıtası / Glazing Bead	0,299 kg/m	----	----	4-13
72		06-2403	Çektirme Profili / Transom-Mullion Cleat	0,741 kg/m	----	----	4-11
73		04-2115	Tij Profili / Push Rod Profile	0,099 kg/m	----	----	4-10
74		3093	Köşe Takoza Profili Corner Cleat Profile	3,680 kg/m	----	----	4-16
75		3096	Köşe Takoza Profili Corner Cleat Profile	4,333 kg/m	----	----	4-16
76		3082	Köşe Takoza Profili Corner Cleat Profile	3,573 kg/m	----	----	4-16
77		3091	Köşe Takoza Profili Corner Cleat Profile	3,024 kg/m	----	----	4-16
78		3089	Köşe Takoza Profili Corner Cleat Profile	3,283 kg/m	----	----	4-16
79		3097	Köşe Takoza Profili Corner Cleat Profile	3,738 kg/m	----	----	4-16
80		3084	Köşe Takoza Profili Corner Cleat Profile	4,402 kg/m	----	----	4-16
81		3088	Köşe Takoza Profili Corner Cleat Profile	6,099 kg/m	----	----	4-16
82		3094	Köşe Takoza Profili Corner Cleat Profile	4,792 kg/m	----	----	4-16
83		3087	Köşe Takoza Profili Corner Cleat Profile	5,546 kg/m	----	----	4-16
84		3092	Köşe Takoza Profili Corner Cleat Profile	4,660 kg/m	----	----	4-16
85		3098	Köşe Takoza Profili Corner Cleat Profile	4,373 kg/m	----	----	4-16
86		93-586	Kutu Profili / Standart Profile	----	----	----	----
87		94-596	Kutu Profili / Standart Profile	----	----	----	----
88							
89							